

FENDERS

ALUMINUM SMOOTH SLANT BACK TANDEM AXLE FENDER

STOCK NO	TIRE SIZE	LENGTH	WIDTH	HEIGHT	LIST
53-F14TASB	14"	68"	9"	15"	242.60



53-F1315SAB

PLASTIC ROUND FENDER

STOCK NO	TIRE SIZE	LENGTH	WIDTH	HEIGHT	LIST
22-17026	8" - 12"	20 3/4"	8"	5 1/4"	12.75



22-17026

ABS FRAME MOUNT FENDER

STOCK NO	TIRE SIZE	LENGTH	WIDTH	HEIGHT	LIST
22-43785	8" - 12"	26"	7 1/2"	8 1/4"	16.50



22-43785

PLASTIC GREY FENDER

NEW

STOCK NO	TIRE SIZE	LENGTH	WIDTH	HEIGHT	LIST
23-19502	12"	37 3/8"	8 7/8"	9 1/2"	46.65



23-19502

PLASTIC FENDERS WITH STEP PADS

STOCK NO	TIRE SIZE	LENGTH	WIDTH	HEIGHT	LIST
17-8583	13"	40"	9"	12"	40.50
17-8584	14"	42 1/2"	9 5/8"	12 3/4"	45.85



17-8583

17-8584

FENDERS

MOUNTING BRACKET FOR PLASTIC FENDERS

GALVANIZED BRACKET FOR MOUNTING PLASTIC FENDERS TO TRAILER FRAME. REQUIRES 2 PER FENDER.

STOCK NO	TIRE SIZE	USES FENDER	LIST
22-42205	FOR 8" & 12" TIRES	22-17026	4.95



WELD-ON FENDER MOUNTING BRACKET

1 1/2" X 1 1/2" X 8" UNCOATED ANGLE WHICH WELDS TO TRAILER FRAME. FENDER CAN BE BOLTED OR WELDED TO THIS BRACKET. SOLD IN PAIRS.

STOCK NO	LIST
46-FMB	14.95



FENDER MOUNTING BRACKET

GALVANIZED BRACKET IS OFF-SET 1" FROM FRAME. BOLTS TO SIDE OF TRAILER. FENDER MOUNTED TO BRACKET WITH TWO MACHINE SCREWS.

STOCK NO	TIRE SIZE	USES FENDER	LIST
46-FS8	FOR 8" TIRES	46-F8RGH	16.95
46-FS12	FOR 12" TIRES	46-F12SGH	16.20



ALUMINUM SUPPORT BRACKET

ALUMINUM FENDER BRACE.

3/8" ANGLED FLAT BAR. **NOT PRE-DRILLED**

STOCK NO	LENGTH	LIST
95-ASB1	10 3/4"	20.95
95-ASB2	13 1/2"	22.25
95-ASB3	15 1/4"	23.50
95-ASB4	17"	24.50
95-ASB5	18"	25.40



FENDER STEP PLATE

UNCOATED METAL STEP PLATE WELDS TO SIDE OF TRAILER FRAME OR UNDERCARRIAGE SLIDE. SOLD IN PAIRS FOR ONE SIDE.

STOCK NO	LIST
46-FSP	13.50



CUSTOM ALUMINUM FENDER STEPS


NEW

USE AS IS FOR SINGLE AXLE APPLICATION. CUT BACKING PLATE FOR TANDEM AXLE SET UP.

STOCK NO	OVER ALL SIZE	AFT STEP	FOR STEP	LIST
53-MSP247	11"W X 60"L X 3"D	18" X 11"	6" X 11" X 13"	230.00

KNURLED ALUMINUM CHANNEL STEP PAD

STOCK NO	SIZE	LIST
95-AFS14	4" X 14"	16.75
95-AFS14B*	4" X 14"	25.75
*WITH WELDED MOUNTING BRACKET		



95-AFS14B

NEW

TOWING COMPONENTS

STRAIGHT COUPLERS

COUPLERS ARE CONSTRUCTED OF HEAVY GAUGE STEEL FOR STRENGTH AND LONG WEAR. MAY BE BOLTED OR WELDED ON TO TRAILER TONGUE.

STOCK NO	BALL SIZE	NECK WIDTH	GROSS CAPACITY	MANUFACTURER	LIST
95-TC22	2"	2"	3500 LBS.	IMPORTED	15.90
47-940	1 7/8"	2"	2000 LBS.	DUTTON LAINSON	18.40
47-960	1 7/8"	2 1/2"	2000 LBS.	DUTTON LAINSON	18.40
47-970	1 7/8"	3"	2000 LBS.	DUTTON LAINSON	18.40
47-981	2"	2"	3500 LBS.	DUTTON LAINSON	23.15
47-982	2"	2 1/2"	3500 LBS.	DUTTON LAINSON	23.15
47-980	2"	3"	3500 LBS.	DUTTON LAINSON	23.15
47-985	2"	3"	5000 LBS.	DUTTON LAINSON	28.85
47-995	2"	3"	6000 LBS.	DUTTON LAINSON	45.10
13-308	2" - 2 1/8"	2 7/8"	5000 LBS.	FULTON	58.85
19-2516300*	2 5/16"	3"	20000 LBS.	TITAN	70.15
19-48531	2 5/16"	3"	21000 LBS.	TITAN	124.00
*WELD-ON ONLY					



47-940

NEW



13-308



19-48531



A-FRAME COUPLERS

COUPLERS COME IN A POWDER COATED BLACK FINISH. FEATURING A QUICK-LOCK BALL CLAMP ASSEMBLY THAT CAN BE ADJUSTED WITHOUT TOOLS.

STOCK NO	BALL SIZE	GROSS CAPACITY	MANUFACTURER	LIST
47-990	2"	5000 LBS	DUTTON LAINSON	40.25
47-998	2 5/16"	10000 LBS	DUTTON LAINSON	36.25
95-A5000	2"	5000 LBS	IMPORTED	19.40
95-A10000	2 5/16"	10000 LBS	IMPORTED	24.10



47-990

TOWING COMPONENTS

BULLDOG FLAT PLATE COUPLER

FEATURES INDUSTRY STANDARD 4 1/2" MOUNTING PATTERN.
COMES IN A GREY PRIMER FINISH.
USE GRADE 5, 5/8" BOLTS TO MOUNT (NOT INCLUDED).

STOCK NO.	BALL SIZE	CAPACITY	LIST
13-442500	2 5/16"	25000 LBS.	159.00



TITAN ADJUSTABLE COUPLER

WELD-ON BRACKET ALLOWS FLEXIBILITY IN MOUNTING.
COMES IN A GREY PRIMER FINISH, COUPLER CAN BE EASILY
RAISED OR LOWERED.

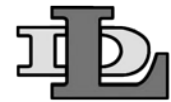
STOCK NO.	DESCRIPTION	CAPACITY	LIST
19-23309	2 5/16" ASSEMBLY	14000 LBS.	129.40
19-18820	2 5/16" COUPLER ONLY	14000 LBS.	103.60
19-8978	CHANNEL ONLY	N/A	16.75



DUTTON-LAINSON COUPLER REPAIR KITS

EASY TO ASSEMBLE, NO TOOLS REQUIRED.
FOR USE WITH DUTTON-LAINSON COUPLERS ONLY.

STOCK NO.	DESCRIPTION	LIST
47-6256	FOR 1 7/8" COUPLER	21.40
47-6257	FOR 2" COUPLER	22.50



TITAN ADJUSTABLE CLEVIS

WELD-ON BRACKET WITH HEAVY DUTY CLEVIS THAT CAN BE EASILY ADJUSTED.

STOCK NO.	DESCRIPTION	CAPACITY	LIST
19-18078	1" CLEVIS ONLY	20000 LBS.	30.75



TITAN ADJUSTABLE LUNETTE

WELD-ON BRACKET WITH HEAVY DUTY LUNETTE EYE THAT CAN BE EASILY ADJUSTED

STOCK NO.	DESCRIPTION	CAPACITY	LIST
19-18128	3" LUNETTE EYE ASSEMBLY	20000 LBS.	53.15
19-16137	3" LUNETTE EYE ONLY	20000 LBS.	34.15



TOWING COMPONENTS

BALL MOUNTS

BALL MOUNTS COME WITH A 2" X 2" SQUARE SHANK AND ARE USED TO RAISE OR LOWER COUPLER BALL HEIGHTS FOR PROPER TRAILER TOWING.



STOCK NO	DROP	RISE	SHANK DESCRIPTION	HITCH PIN SIZE	BALL SHANK SIZE	LIST
51-30002	2"	3/4"	7 1/2" LONG	5/8"	1"	18.35
51-30003	2"	3/4"	10" LONG	5/8"	1"	20.25
51-45328	2"	3/4"	FORGED 8 1/2" LONG	5/8"	1 1/4"	91.10
51-30005	4"	2"	8 1/2" LONG	5/8"	1"	20.40
51-30007	4"	2"	10" LONG	5/8"	1"	21.10
51-45329	4"	3"	FORGED 8 1/2" LONG	5/8"	1 1/4"	101.65
51-30008	6"	4"	10" LONG	5/8"	1"	27.85
51-45330	6"	5"	FORGED 9" LONG	5/8"	1 1/4"	117.40
51-30009	8"	6"	11 1/2" LONG	1/2"	1"	48.20
51-30051*	1 1/4"	3/4"	6" LONG	1/2"	3/4"	33.15
51-30053*	3 1/2"	2 5/8"	6" LONG	5/8"	3/4"	50.65
*1 1/4" X 1 1/4" MICRO MINI SHANK						



CHROME BALL MOUNT

BALL MOUNTS COME WITH A 2" X 2" SQUARE SHANK AND ARE USED TO RAISE OR LOWER COUPLER BALL HEIGHTS FOR PROPER TRAILER TOWING.



STOCK NO	DROP	RISE	SHANK DESCRIPTION	HITCH PIN SIZE	BALL SHANK SIZE	LIST
51-30034	2"	3/4"	8 1/4" LONG	5/8"	1"	52.00

IMPORTED BALL MOUNT

BALL MOUNTS COME WITH A 2" X 2" SQUARE SHANK AND ARE USED TO RAISE OR LOWER COUPLER BALL HEIGHTS FOR PROPER TRAILER TOWING.




STOCK NO	DROP	RISE	SHANK DESCRIPTION	HITCH PIN SIZE	BALL SHANK SIZE	LIST
95-BM284	4"	3/4"	8" LONG	5/8"	1"	15.75
95-B32400	2"	3/4"	8 1/4" LONG	5/8"	1"	16.35
95-B320015	MAX 10"	MAX 10"	ADJUSTABLE BALL MOUNT	5/8"	1"	37.70

TOWING COMPONENTS

COMBINATION HITCHES FOR 2" RECEIVER TUBES

ALL HITCHES COME WITH THREE COUPLER BALLS; 1 7/8", 2", AND 2 5/16" BALLS.

STOCK NO.	CAPACITY	LIST
95-69012	3-BALL HITCH	50.50
95-69012B	3-BALL HITCH - BOXED	55.70
95-69012HB	3-BALL HITCH WITH CHROME HOOK	60.50
95-69035	3-BALL HITCH WITH PINTLE HOOK	87.60
95-ABM8610	3-BALL ADJUSTABLE HITCH	121.30



95-ABM8610



95-69012



95-69012HB



51-69035

PINTLE HOOK WITH SHANK

ALLOY STEEL FORGING WITH AN INTEGRAL SHANK TO FIT 2" RECEIVER TUBES. USED WHEN TOWING HEAVY EQUIPMENT OR LOADS.



95-89672

STOCK NO.	CAPACITY	LIST
95-89672	10000 LBS.	58.95

PINTLE HOOKS WITH MOUNTING KIT

ALLOY STEEL FORGING. USED WHEN TOWING HEAVY EQUIPMENT OR LOADS. INCLUDES MOUNTING KIT.

STOCK NO.	SIZE	CAPACITY	LIST
95-89670	5 TON	10000 LBS.	39.70
95-89671	8 TON	16000 LBS.	44.70
95-89673	15 TON	30000 LBS.	52.50



95-89671

MOUNTING BOLT KIT

(4) 1/2" X 2" GRADE 8 BOLTS, NUTS AND WASHERS FOR MOUNTING PINTLE HOOKS AND COMBINATION HITCHES.

STOCK NO.	LIST
12-2117240	11.50



12-2117240

TOWING COMPONENTS

COMBINATION BALL HITCH AND PINTLE HOOK

INTERCHANGEABLE HITCH CHROME-MOLY BALL WITH HARD CHROME SURFACE AND LARGE 1 1/8" BALL SHANK. COMES IN A DROP FORGED CONSTRUCTION WITH A STANDARD MOUNTING PATTERN.

STOCK NO	BALL SIZE	BALL HITCH CAPACITY	PINTLE HOOK CAPACITY	LIST
95-89758	2"	6000 LBS	16000 LBS.	54.85
95-89759	2 5/16"	10000 LBS	16000 LBS.	56.65



95-89759

COMBINATION BALL HITCH AND PINTLE HOOK WITH SHANK

INTERCHANGEABLE HITCH CHROME-MOLY BALL WITH HARD CHROME SURFACE AND LARGE 1 1/8" BALL SHANK. COMES IN A DROP FORGED CONSTRUCTION WITH AN INTEGRAL SHANK TO FIT 2" RECEIVER TUBES.

STOCK NO	BALL SIZE	BALL HITCH CAPACITY	PINTLE HOOK CAPACITY	LIST
95-89751	2"	8000 LBS	16000 LBS.	78.30
95-89752	2 5/16"	10000 LBS	16000 LBS.	80.65



95-89752

HITCH BALL FOR COMBINATION PINTLE HOOKS

CHROME-MOLY BALL WITH HARD CHROME SURFACE AND LARGE 1 1/8" BALL SHANK. FOR USE ON COMBINATION PINTLE HOOKS.

STOCK NO	BALL SIZE	HITCH BALL CAPACITY	FOR PINTLE HOOK	LIST
95-EM3006	2"	8000 LBS	95-89758, 95-89751	13.30
95-EM3005	2 5/16"	10000 LBS	95-89759, 95-89752	14.75



95-EM3005

PINTLE MOUNTS

THESE MOUNTS ARE DESIGNED TO ADAPT RECEIVER TUBES FOR USE WITH MULTI-HEIGHT PINTLE HOOK APPLICATIONS. SHANK IS A 2" x 2" SQUARE.

STOCK NO	SHANK LENGTH	PLATE LENGTH	PIN SIZE	PAIRS OF HOLES	LIST
95-69021	8 1/2"	7 1/4"	5/8"	4	36.60
51-14002	8 1/2"	7 1/4"	5/8"	4	69.35
51-14003	10 1/2"	7 1/4"	5/8"	4	87.85
51-14004	12 1/2"	12 1/4"	5/8"	7	123.40
51-14005	14 1/2"	12 1/4"	5/8"	7	126.65
51-E34*	12 1/2"	3 1/2"	5/8"	2	172.85
*2 1/2" X 2 1/2" SQUARE SHANK					




51-14005

TOWING COMPONENTS

COUPLER BALLS

SOLID ONE PIECE COUPLER BALLS.

STOCK NO	BALL SIZE	SHANK DIAMETER	MAX LOAD	LIST
CB17834C	1 7/8"	3/4"	2000 LBS.	9.85
CB17834CL	1 7/8"	3/4" LONG	2000 LBS.	10.50
CB1781C	1 7/8"	1"	2000 LBS.	11.10
CB234C	2"	3/4"	3500 LBS.	10.40
CB234CL	2"	3/4" LONG	3500 LBS.	11.10
CB21HD	2"	1"	8000 LBS.	15.15
CB21CL	2"	1" LONG	5000 LBS.	18.90
CB25161C	2 5/16"	1"	6000 LBS.	11.60
CB251614C	2 5/16"	1 1/4"	10000 LBS.	17.40
51-40038	2"	1"	12000 LBS.	21.75



COUPLER BALL NUTS

FINE THREAD

STOCK NO.	FOR USE ON	LIST
51-CBNT1	1" SHANK	2.15
51-CBNT34	3/4" SHANK	.80



COUPLER BALL WASHERS

STOCK NO.	FOR USE ON	LIST
51-CBLW1	1" SHANK	.85
51-CBLW34	3/4" SHANK	.40



TOW RING DRAW BARS

ALLOY STEEL FORGING. SQUARE MOUNT DRAWBARS.
USED PRIMARILY ON EQUIPMENT AND UTILITY TRAILERS.

STOCK NO.	CAPACITY	EYE INSIDE DIAMETER	LIST
12-R50A	35000 LBS.	2 1/2"	146.50



TILT LATCH

SPRING LOADED NON PINCHING STEEL LATCH FOR TILT BED TRAILER.

STOCK NO.	LIST
43-JTPZ	10.95



TOWING COMPONENTS

RECEIVER TUBES

FOR BUILDING CUSTOM RECEIVER HITCHES.
ACCEPTS 2" SQUARE BALL MOUNTS WITH 5/8" PIN HOLE.

STOCK NO.	LENGTH	LIST
51-35001	6"	28.40
51-35004	12"	47.15
51-35006	24"	75.65



51-35004

BLACK RECEIVER TUBES

FOR BUILDING CUSTOM RECEIVER HITCHES.
ACCEPTS 2" SQUARE BALL MOUNTS WITH 5/8" PIN HOLE.

STOCK NO.	LENGTH	LIST
95-EM2050	6"	12.60
95-EM2053	12"	19.10



95-E32053

REDUCER SLEEVE

REDUCES A 2 1/2" X 2 1/2" RECEIVER TUBE OPENING
TO FIT A 2" X 2" SHANK

STOCK NO.	LENGTH	LIST
51-45405	5 1/2"	10.65


NEW

51-45405

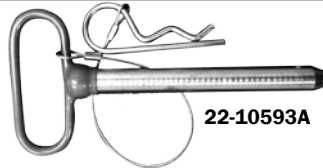


HEAVY DUTY PINS

STOCK NO.	DIAMETER	LENGTH	LIST
89-58HD	5/8"	5 1/4"	12.00
22-10593A	5/8"	5 3/4"	12.05



89-58HD



22-10593A

FLUSH TIE DOWN RING

6000 LBS. D-RING FLOOR TIE DOWN
COMES IN A ZINC FINISH WITH ROUND SCREW HOLES.


STOCK NO.	LIST
43-J-6000-TDZ	6.00



43-J-6000-TDZ

HITCH PINS AND KEEPERS

STOCK NO.	DESCRIPTION	LIST
51-17006	HAIRPIN FOR 5/8" PIN	.59
51-17008	HAIRPIN FOR 1/2" PIN	.59
95-HP58	5/8" BENT PIN W/HOLE & HAIRPIN	2.50
51-17002	5/8" BENT PIN W/HOLE ONLY	2.95
51-94014	1/2" BENT PIN W/HOLE & HAIRPIN	3.10
51-17012	5/8" BENT PIN W/HOLE & HAIRPIN IN DISPLAY PACKAGE	4.85



51-17006

95-HP58


51-94014

WINCHES

DUTTON-LAINSON TRAILER WINCHES

TRAILER WINCHES ARE AVAILABLE IN MODELS FROM 600 LBS. TO 3200 LBS. CAPACITIES WITH A **2 1/4" SPOOL SIZE**. WINCHES ARE MADE IN THE U.S.A.

STOCK NO	CAPACITY	STYLE	PACKAGED	LIST
47-600BULK	600 LBS.	SINGLE SPEED	BULK	30.20
47-600	600 LBS.	SINGLE SPEED	BOXED	34.10
47-900BULK	900 LBS.	SINGLE SPEED	BULK	31.40
47-900	900 LBS.	SINGLE SPEED	BOXED	37.75
47-1100BULK	1100 LBS.	SINGLE SPEED	BULK	38.10
47-1100	1100 LBS.	SINGLE SPEED	BOXED	43.40
47-1300BULK	1300 LBS.	SINGLE SPEED	BULK	41.15
47-1300	1300 LBS.	SINGLE SPEED	BOXED	46.60
47-1402BULK	1400 LBS.	SINGLE SPEED	BULK	48.15
47-1402	1400 LBS.	SINGLE SPEED	BOXED	53.65
47-1602BULK	1600 LBS.	SINGLE SPEED	BULK	58.50
47-1602	1600 LBS.	SINGLE SPEED	BOXED	69.35
47-1802BULK	1800 LBS.	SINGLE SPEED	BULK	66.15
47-1802	1800 LBS.	SINGLE SPEED	BOXED	74.99
47-2000BULK	2000 LBS.	2-SPEED	BULK	106.25
47-2000	2000 LBS.	2-SPEED	BOXED	113.40
47-2000B	2000 LBS.	2-SPEED W/BRAKE	BOXED	158.35
47-2500BULK	2500 LBS.	2-SPEED	BULK	117.35
47-2500	2500 LBS.	2-SPEED	BOXED	131.60
47-2500B	2500 LBS.	2-SPEED W/BRAKE	BOXED	164.90
47-3200BULK	3200 LBS.	2-SPEED	BULK	156.85
47-3200	3200 LBS.	2-SPEED	BOXED	180.60



47-600



47-2500



DUTTON-LAINSON COVERED TRAILER WINCH WITH STRAP

COVERED WINCH WITH HIGH CARBON STEEL GEARS, PERMANENTLY LUBRICATED BEARINGS, REVERSIBLE RATCHET, AND AN ERGONOMIC HANDLE GRIP. COMES IN A ZINC TUFFPLATE FINISH.

STOCK NO	CAPACITY	STYLE	STRAP LENGTH	LIST
47-1802C	1800 LBS.	SINGLE SPEED	20'	102.00



47-1802C


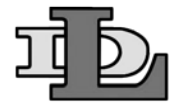
WINCHES

DUTTON-LAINSON TRAILER WINCHES WITH STRAP

TRAILER WINCHES ARE AVAILABLE IN MODELS FROM 600 LBS. TO 3200 LBS. CAPACITIES. WINCHES INCLUDE STRAPS AND ARE READY TO USE.

SOLD IN BULK ONLY. MADE IN THE U.S.A.

STOCK NO	CAPACITY	STYLE	STRAP SIZE	LIST
47-600S	600 LBS.	SINGLE SPEED	2" X 12'	38.60
47-900S	900 LBS.	SINGLE SPEED	2" X 12'	43.65
47-1100S	1100 LBS.	SINGLE SPEED	2" X 18'	52.50
47-1602S	1600 LBS.	SINGLE SPEED	2" X 18'	71.75
47-2000S	2000 LBS.	2-SPEED	2" X 25'	122.35
47-2500S	2500 LBS.	2-SPEED	2" X 25'	137.50
47-3200S	3200 LBS.	2-SPEED	2" X 25'	179.75
47-3500S	3500 LBS.	2-SPEED	3" X 25'	298.10



473500S

FULTON F2 TRAILER WINCH WITH STRAP

TRAILER WINCH WITH 20' STRAP. MADE WITH AN ALUMINUM FRAME AND HANDLE. HANDLE ADJUSTS FROM 6" TO 7". BOXED. MADE IN THE U.S.A.

STOCK NO	CAPACITY	STYLE	STRAP LENGTH	LIST
13-FW16000101	1600 LBS.	2-SPEED	20'	137.40

NEW



DUTTON-LAINSON WINCH HANDLES

STOCK NO	LENGTH	FOR USE ON WINCH NO.	LIST
47-70336*	6"	47-1700, 47-1800, 47-2000, 47-2500, 47-3500	16.50
47-6322*	9 1/2"	47-1700, 47-1800, 47-2000, 47-2500, 47-3500	19.99
47-6316*	7"	47-1800, 47-2000, 47-2500	24.35
47-6307	7"	47-600, 47-900, 47-1000, 47-1100, 47-1200, 47-1300, 47-1400	11.15
47-6318	9 1/2"	47-1400	12.50
47-6319	9 1/2"	47-1600, 47-1800	15.25
47-204809		LARGE WINCH HANDLE NUT	2.00
47-205015		SMALL WINCH HANDLE NUT	1.20

* COMES WITH CLIP, NO NUT REQUIRED

47-6307

47-70336

FULTON WINCH HANDLES

FULTON

STOCK NO	LENGTH	FOR USE ON WINCH NO.	LIST
13-6312	7"	229, 527, T700, T850, T1000A, T900, T1400, T1600, T1202, T1402	13.00
13-9235	10"	596A, 597A, T2000, T2500, T2501, T3700	29.60



13-6312

WINCHES

WINCH STRAPS

DURABLE NYLON WEBBING STRAP WHICH MAKES IT EASY FOR CONSISTENT RETRIEVAL WITHOUT TWISTING OR BINDING. BOLTS TO WINCH. PACKAGED IN A PLOY BAG WITH HEADER .

STOCK NO	STRAP LENGTH	STRAP WIDTH	STRAP COLOR	CAPACITY	LIST
7-WS12*	12'	2"	BLACK	3000 LBS.	8.80
7-WS20*	20'	2"	BLUE	3000 LBS.	15.40
7-WS16HD*	16'	2"	YELLOW	8500 LBS.	21.70
7-WS25HD*	25'	2"	YELLOW	8500 LBS.	29.10
7-60284SH	25'	2"	YELLOW	10000 LBS.	26.50
7-60384	25'	2"	YELLOW	8500 LBS.	30.60
7-60481*	25'	3"	BLACK	9000 LBS.	33.90
20-WS325HD*	25'	3"	YELLOW	12000 LBS.	30.35

*BULK- NOT POLY BAGGED



WINCH CABLES

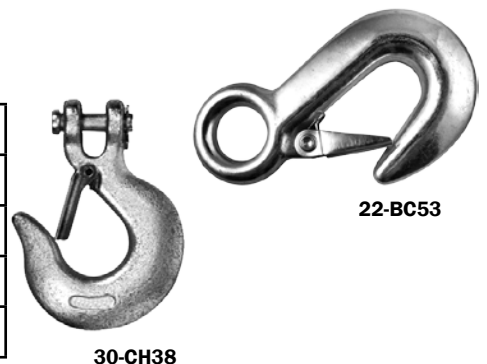
7 X 19 WIRE GALVANIZED AVAILABLE PACKAGED IN POLY BAG WITH HEADER OR BULK.

STOCK NO	LENGTH	DIAMETER	TENSILE STRENGTH	LIST
50-2018	20 FT.	1/8"	2000 LBS.	16.50
50-2018 BULK	20 FT.	1/8"	2000 LBS.	13.40
50-25316	25 FT.	3/16"	4000 LBS.	18.25
50-25316 BULK	25 FT.	3/16"	4000 LBS.	15.15
50-50316	50 FT.	3/16"	4000 LBS.	32.90
50-50316 BULK	50 FT.	3/16"	4000 LBS.	29.75
50-25732	25 FT.	7/32"	5000 LBS.	23.55
50-25732 BULK	25 FT.	7/32"	5000 LBS.	20.40
50-50732	50 FT.	7/32"	5000 LBS.	40.50
50-50732 BULK	50 FT.	7/32"	5000 LBS.	37.40



SNAP HOOKS

STOCK NO	DESCRIPTION	BREAKING STRENGTH	LIST
22-BC53	ZINC PLATED	2200 LBS.	3.35
22-BC55	HEAVY DUTY FORGED STEEL	4000 LBS.	7.75
30-CH516	5/16" CLEVIS HOOK	2600 LBS.	5.75
30-CH38	3/8" CLEVIS HOOK	3900 LBS.	9.35



WINCHES

WINCH CABLE RETAINER KITS

USED TO SECURE WINCH CABLE TO WINCH DRUM.

STOCK NO	FOR USE ON	LIST
47-6285 BULK	DUTTON-LAINSON	.79
47-6285	DUTTON-LAINSON	3.35
13-5621	FULTON	6.75



DUTTON-LAINSON RATCHET REPAIR KITS

USED TO SECURE WINCH CABLE TO WINCH DRUM.

STOCK NO	FOR USE ON WINCH NO.	LIST
47-6290A	47-600A, 47-900A, 47-1100A, 47-1300A	6.20
47-6290	47-600, 47-800, 47-900, 47-1000, 47-1100, 47-1300	7.00
47-6291A	47-1400A	7.40
47-6294A	47-1800A, 47-2000A, 47-2500A, 47-3200A	9.90
47-6291	47-1200, 47-1300, 47-1400	9.10
47-6293	47-1700, 47-1800, 47-2000, 47-2500, 47-3000	10.90
47-6292	47-1600	10.40



FULTON RATCHET REPAIR KITS

USED TO SECURE WINCH CABLE TO WINCH DRUM.

STOCK NO	FOR USE ON WINCH NO.	LIST
13-4197	T1600, T1800, T2000, T2500, T3700	6.00
13-1562	T2005, T2605(B), T2625, T3205	8.80



HULL SAV'R KEEL ROLLER

POLY VINYL ROLLERS ARE LONG LASTING, WILL ABSORB SHOCK, ARE CUT RESISTANT AND WILL NOT MARK YOUR BOAT.


STOCK NO	DESCRIPTION	LENGTH	WIDTH	HOLE SIZE	LIST
22-48377	KEEL ROLLER	8"	3 3/4"	5/8"	19.95
22-48379	KEEL ROLLER	12"	3 3/4"	5/8"	33.50



ROLLERS

BLACK RUBBER ROLLERS

STOCK NO	DESCRIPTION	LENGTH	WIDTH	HOLE SIZE	LIST
R101	BOW STOP	3"	3"	1/2"	5.35
R403	SPOOL ROLLER	4"	3"	1/2"	6.85
R503	SPOOL ROLLER	5"	3"	1/2"	7.40
R503A	SPOOL ROLLER	5"	3"	5/8"	7.40
R504A	SPOOL ROLLER	5"	3 1/2"	5/8"	13.65
R804A	KEEL ROLLER	7 3/4"	3 1/2"	5/8"	16.10
R804AHD	HEAVY DUTY KEEL ROLLER	7 7/8"	3 3/4"	5/8"	25.00
R1004A	KEEL ROLLER	10"	3 1/2"	5/8"	19.25
R1202A	FLAT ROLLER	12"	2 1/2"	5/8"	16.20
R1204A	KEEL ROLLER	12"	3 1/2"	5/8"	22.75
R1204AHD	HEAVY DUTY KEEL ROLLER	12"	3 3/4"	5/8"	32.00
R22V	V-BLOCK	2"	2"	1/2"	5.50
R33V	V-BLOCK	3"	3"	1/2"	12.75
R33VJB	JOHN BOAT BOW BLOCK	3"	3"	1/2"	17.40
R530	WOBBLE ROLLER	5" (DIA.)	3"	3/4"	12.40



V-BLOCK



JOHN BOAT BOW BLOCK



WOBBLE ROLLER



BOW STOP




KEEL ROLLER




SPOOL ROLLER



FLAT ROLLER



HEAVY DUTY KEEL ROLLER




BELL END



BOW ROLLER



SPOOL ROLLER



KEEL ROLLER

"TPR" (THERMAL PLASTIC RUBBER) ROLLERS

NON-MARKING, RESILIENT, WILL OUTLAST BLACK RUBBER OR PVC.

STOCK NO	DESCRIPTION	LENGTH	WIDTH	HOLE SIZE	LIST
TPR300Y	BOW ROLLER	3"	3"	1/2"	5.65
TPR450Y	BOW ROLLER	4"	3 1/4"	1/2"	7.90
TPR350Y	BELL END	3 1/2"	4 1/2"	1/2"	6.00
TPR400Y	BELL END	3 5/8"	5 1/4"	1/2"	7.40
TPR510Y-5	SPOOL ROLLER	5"	3"	5/8"	10.60
TPR510Y-4	SPOOL ROLLER	5"	3"	1/2"	8.95
TPR410Y-5	SPOOL ROLLER	4"	3"	5/8"	9.10
TPR410Y-4	SPOOL ROLLER	4"	3"	1/2"	6.90
TPR800Y	KEEL ROLLER	8"	3 1/4"	5/8"	26.00
TPR1000Y	KEEL ROLLER	10"	3 1/4"	5/8"	28.10
TPR1200Y	KEEL ROLLER	12"	3 1/4"	5/8"	31.35

ROLLERS

STOLTZ POLYURETHANE ROLLERS

WILL OUTLAST ORDINARY RUBBER ROLLERS. WILL NOT MARK YOUR BOAT. SHOCK ABSORBING. EXTREMELY CUT RESISTANT. NO BUSHINGS TO POP OUT.

STOCK NO	DESCRIPTION	LENGTH	WIDTH	HOLE SIZE	LIST
RP32	END CAP ROLLER	1 1/2"	3 3/4"	5/8"	6.50
RP33	BOW STOP	3"	3"	1/2"	11.10
RPV2	V BLOCK	2"	2"	1/2"	8.95
RP3	V-BLOCK	3"	3"	1/2"	12.00
RP404	V-BLOCK	4"	4"	1/2"	17.20
RP4	SPOOL ROLLER	4"	2 3/4"	5/8"	13.10
RP5	SPOOL ROLLER	5"	3"	5/8"	14.90
RP504	SPOOL ROLLER	5"	3 3/4"	5/8"	16.85
RP7	KEEL ROLLER	7"	3 3/4"	5/8"	27.25
RP8	KEEL ROLLER	8"	3 3/4"	5/8"	30.25
RP10	KEEL ROLLER	10"	3 3/4"	5/8"	34.75
RP12	KEEL ROLLER	12"	3 3/4"	5/8"	38.60
RP212	KEEL ROLLER (FLAT)	12"	2 1/2"	5/8"	30.85
RP17	BOW CATCHER BLOCKS	6 11/16"	4"	**	44.10
RP18	KEEL ROLLER	18"	3 3/4"1	5/8"	52.35
RP82	CAROLINA SKIFF BOW STOP	8 1/2"	3/8"	5/8"	37.10
RP443434	3" BOW STOP ASSEMBLY	3"	5 1/4"	1/2"	39.85
RP443444	4" BOW STOP ASSEMBLY	4"	5 1/4"	1/2"	40.60
RP444	CENTER BOWSTOP	4"	3 1/8"	1/2"	12.25
RP443	CENTER BOWSTOP	3"	3 1/8"	1/2"	12.00
RP434	BELL END	2"	5 1/4"	1/2"	12.60



END CAP ROLLER



BOW STOP



BOW STOP ASSEMBLY




CENTER BOW STOP



BELL END




V-BLOCK



SPOOL ROLLER




SPOOL ROLLER



BOW CATCHER BLOCK



KEEL ROLLER



FLAT ROLLER



KEEL ROLLER




CAROLINA SKIFF BOW STOP

ROLLERS

POLYMER BELL ROLLER ASSEMBLIES

MADE OF SPACE AGE POLYMER THAT WILL NOT MARK YOUR BOAT.

COMPLETE WITH BOLT, WASHERS AND NUT. FOR USE ON A BOW STOP



STOCK NO	DESCRIPTION	CENTER ROLLER	WIDTH	HOLE SIZE	LIST
80-50078	CENTER BOW ROLLER ASSEMBLY - BLACK	3"	4"	1/2"	16.25
80-50079	CENTER BOW ROLLER ASSEMBLY - BLACK	4"	5"	1/2"	20.15
80-50076	CENTER BOW ROLLER ASSEMBLY - YELLOW	3"	4 1/2"	1/2"	15.40
80-50077	CENTER BOW ROLLER ASSEMBLY - YELLOW	4"	5 1/2"	1/2"	19.40


POLYMER BELL ROLLER PARTS

MADE OF SPACE AGE POLYMER THAT WILL NOT MARK YOUR BOAT.

STOCK NO	DESCRIPTION	LIST
80-50078B	3" END BELL - BLACK	5.65
80-50078R	3" BOW ROLLER - BLACK	4.75
80-50079B	4" END BELL - BLACK	5.15
80-50079R	4" BOW ROLLER - BLACK	6.60
80-50076B	3" END BELL - YELLOW	4.00
80-50076R	3" BOW ROLLER - YELLOW	4.15
80-50077B	4" END BELL - YELLOW	5.10
80-50077R	4" BOW ROLLER - YELLOW	5.85




22-48770-71



22-48770A



22-48674



22-48771A

POLYMER BELL ROLLER ASSEMBLIES

MADE OF SPACE AGE POLYMER THAT WILL NOT MARK YOUR BOAT. **YELLOW IN COLOR.**

STOCK NO	DESCRIPTION	HOLE SIZE	LIST
22-48770-71	3" RECESSED BOW STOP ASSEMBLY	1/2"	19.95
22-48770A	3 1/2" RECESSED END CAP	1/2"	6.10
22-48674	RECESSED END BELL	1/2"	6.20
22-48771A	3" CENTER ROLLER	1/2"	5.50
22-48651	4" CENTER ROLLER	1/2"	5.25

ROLLERS

STOLTZ POLYURETHANE BOW STOPS

CUT RESISTANT AND WILL NOT MARK OR MAR YOUR BOAT.


STOCK NO	DESCRIPTION	HOLE SIZE	LIST
RPWC5A	BOW STOP	1/2"	17.05
RPWC9	2" POLY V-BLOCK	1/2"	7.25



POLY VINYL KEEL PADS

CUT RESISTANT AND WILL NOT MARK OR MAR YOUR BOAT.


STOCK NO	DESCRIPTION	LIST
22-16870	1 1/2" x 10"	5.95
22-48650	3 1/2" X 15"	7.80
22-48663*	2 5/8" X 15 1/2"	8.50
TPR1203SY	3 1/2" X 12"	10.60
RP3112	3" X 12"	14.50
RP4112	4" X 12"	18.10
*USED ON TORSION AXLES		



ROLLER BRACKET ASSEMBLIES


INCLUDES ROLLER BRACKET, SHAFT AND PAL NUTS, RUBBER OR POLY ROLLERS.

STOCK NO	DESCRIPTION	LIST
95-RBA5R	5" - RUBBER	22.75
95-RBA8R	8" - RUBBER	33.50
95-RBA10R	10" - RUBBER	39.20
95-RBA12R	12" - RUBBER	43.30
95-RBA5P	5" - POLY	30.75
95-RBA8P	8" - POLY	51.15
95-RBA10P	10" - POLY	57.85
95-RBA12P	12" - POLY	62.15



ROLLER BRACKETS

STOCK NO	DESCRIPTION	SLOT WIDTH	LIST
46-RB5	FOR 5" ROLLER	2 1/2"	13.99
46-RB8	FOR 8" ROLLER	5 1/2"	16.35
46-RB10	FOR 10" ROLLER	7 1/2"	18.30
46-RB12	FOR 12" ROLLER	9 1/2"	18.30
46-RB2S	SPLIT BRACKET (PAIR)	N/A	13.30



ROLLERS


TONGUE ROLLER BRACKET ASSEMBLIES

USED WHEN MORE BOW SUPPORT IS NEEDED.
HOT DIPPED GALVANIZED FINISH.
COMES WITH MOUNTING HARDWARE AND ROLLER.

STOCK NO	DESCRIPTION	LIST
95-TRA2P	2" TONGUE, 4" POLY	29.00
95-TRA2R	2" TONGUE, 4" RUBBER	20.85
95-TRA3P	3" TONGUE, 5" POLY	32.40
95-TRA3R	3" TONGUE, 5" RUBBER	22.40



95-TRA3R



95-TRA2P

TONGUE ROLLER BRACKET

USED WHEN MORE BOW SUPPORT IS NEEDED.
HOT DIPPED GALVANIZED FINISH.
SOLD IN PAIRS ONLY.

HARDWARE AND ROLLER NOT INCLUDED.

STOCK NO	LENGTH	LIST
46-TRB	11 1/2"	13.75



46-TRB

ROLLER SHAFTS

ZINC PLATED, USE WITH PAL NUTS.

STOCK NO	DIAMETER	LENGTH	USE WITH ROLLER	LIST
46-RS42	1/2"	5 1/2"	R403	2.10
46-RS52	1/2"	6 1/2"	R503	2.35
46-RS82	1/2"	9 1/2"	R1004A	2.75
46-RS122	1/2"	13 1/2"	12" ROLLERS WITH 1/2" HOLE	3.65
46-RS5	5/8"	6 1/2"	R504A, R503A, RP5, RP504	3.10
46-RS8	5/8"	9 1/2"	R804A, RP8	4.85
46-RS10	5/8"	11 1/2"	R1004A, RP10	5.20
46-RS12	5/8"	13 1/2"	R1204A, R1202A, RP12, R1204AHD	5.65
46-RS18	5/8"	19 1/2"	RP18	10.35



46-RS52

ROLLER SHAFTS- DRILLED

ZINC PLATED, USE WITH COTTER PINS.

STOCK NO	DIAMETER	LENGTH	USE WITH ROLLER	LIST
46-RS5D	5/8"	6 1/2"	R503A, R504A, RP5, RP504	8.10
46-RS8D	5/8"	9 1/2"	R804A, RP8	8.80
46-RS12D	5/8"	13 1/2"	R1202A, R1204A, RP12, R1204AHD	12.35



46-RS5D

STAINLESS STEEL ROLLER SHAFTS- DRILLED


STAINLESS STEEL, USE WITH COTTER PINS.

STOCK NO	DIAMETER	LENGTH	USE WITH ROLLER	LIST
95-RS5SS	5/8"	6 1/2"	R504A	11.90
95-RS8SS	5/8"	9 1/2"	R804A, RP8	13.50
95-RS12SS	5/8"	13 1/2"	R1204A, R1202A, RP12	16.40
95-RS14SS	5/8"	15 1/2"	12" ROLLERS WITH END CAPS	18.30



46-RS5SS

BOW STOPS





GALVANIZED BOW STOPS

STOCK NO	FITS WINCH STAND	DIMENSIONS	PLATE SIZE	ROLLER SIZE	LIST
95-08415	UP TO 3"	16 3/4"H X 3"W X 12"L	3 3/4"W X 4 3/8"L	3"	42.50
95-08413	2" X 2" OR 2" X 3"	24"L X 7"H X 3" W	5"W X 4"L	3"	19.40
95-08414	3" X 3" OR 3" X 4"	18"L X 6"W X 3-1/4"W	5"W X 4 3/4"L	3"	40.10
95-08422	3" X 4"	23-1/4"L X 10-1/2"H X 5"W	5"W X 11"L	4"	48.50
95-08426	3" X 3" OR 3" X 4"	23"L X 12"H X 5"W	5"W X 10"L	5"	56.80
95-08428	3" X 4"	21"L X 10-3/8"H X 8-3/4"W	5"W X 4"L	8"	25.00
95-08460	3" X 4"	19"L X 8"H X 5"W	5"W X 12"L	5"	74.85

GALVANIZED BOW STOPS WITH ROLLER ASSEMBLIES

STOCK NO	FITS WINCH STAND	DIMENSIONS	PLATE SIZE	ROLLER SIZE	LIST
22-43625A	3" X 3" OR 3" X 4"	18"L X 6"H X 3-1/4"W	5"W X 4 3/4"L	3"	56.85
22-43679A	3" X 4"	23-1/4"L X 10-1/2"H X 5"W	5"W X 11"L	4"	69.95



PONTOON GALVANIZED BOW STOP

STOCK NO	FITS WINCH STAND	DIMENSIONS	PLATE SIZE	BUNK SIZE	LIST
95-08450	3" X 3" OR 3" X 4"	40"W X 18 1/2"H X 15"L	5"W X 4"L	3"W X 12"L	88.60



46-CWSB6A

5-HOLE BOW STOP BASE PLATE

UNCOATED METAL PLATE.

STOCK NO	SIZE	LIST
46-CWSB6A	3 3/4"W X 4 3/8"	5.45



46-P50

1-HOLE BOW STOP BASE PLATE

UNCOATED METAL PLATE.

STOCK NO	SIZE	LIST
46-P50	1 1/2"W X 8 3/8"L	4.50

BOW STOPS


CAROLINA SKIFF GALVANIZED BOW STOP

STOCK NO	FITS WINCH STAND	DIMENSIONS	PLATE SIZE	BUNK SIZE	LIST
95-08430	2" X 2" OR 2" X 3"	15-3/4"L X 8"H X 9"W	3 3/4"W X 4 3/8"L	8 1/2"	35.15
95-08435	3" X 3" OR 3" X 4"	16"L X 8"H X 9"W	4 3/8"W X 3 3/4"L	8 1/2"	36.40



PERSONAL WATERCRAFT GALVANIZED BOW STOP

STOCK NO	FITS WINCH STAND	DIMENSIONS	PLATE SIZE	LIST
95-08412SD	2" X 2" OR 2" X 3"	15 1/2"H X 10 1/2"W	3 3/4"W 3 1/2"L	26.85



COMPLETE PERSONAL WATERCRAFT GALVANIZED BOW STOP

COMES WITH BOW STOP, WINCH WITH STRAP AND MOUNTING HARDWARE.

STOCK NO	FITS WINCH STAND	DIMENSIONS	PLATE SIZE	LIST
95-08412SDC	2" X 2" OR 2" X 3"	15 1/2"H X 10 1/2"W	3 3/4"W 3 1/2"L	87.99



ADJUSTABLE GALVANIZED BOW STOP


ADJUSTABLE WINCH STAND AND BOW STOP ASSEMBLY.

STOCK NO	FITS TONGUE	DIMENSIONS	PLATE SIZE	ROLLER SIZE	LIST
95-08438	3" X 3" OR 3" X 4"	9 1/2"H X 4"W X 12"L	5"W X 8"L	4"	61.95

WINCH STANDS

ADJUSTABLE GALVANIZED BOWCATCHER

ADJUSTABLE BOW STOP NORMALLY USED ON TRAILERS WITH BOW PULPITS.
MOUNTING HARDWARE NOT INCLUDED.



STOCK NO	FITS WINCH STAND	DIMENSIONS	PLATE SIZE	BUNK SIZE	LIST
95-08470	3" X 3" OR 3" X 4"	24"H X 17"W	5"W X 8"L	11"	104.55

ADJUSTABLE GALVANIZED BOWCATCHER

HEAVY DUTY ADJUSTABLE BOW STOP NORMALLY USED ON TRAILERS WITH BOW PULPITS. COMES WITH RP17 POLY BLOCKS.

MOUNTING HARDWARE NOT INCLUDED.



STOCK NO	FITS WINCH STAND	DIMENSIONS	PLATE SIZE	BLOCK SIZE	LIST
95-08472A	3" X 3" OR 3" X 4"	28"H X 17"W	5"W X 8"L	8" BLOCK	204.10
95-08471A	3" X 3" OR 3" X 4"	36"H X 17"W	5"W X 8"L	8" BLOCK	186.60

NEW

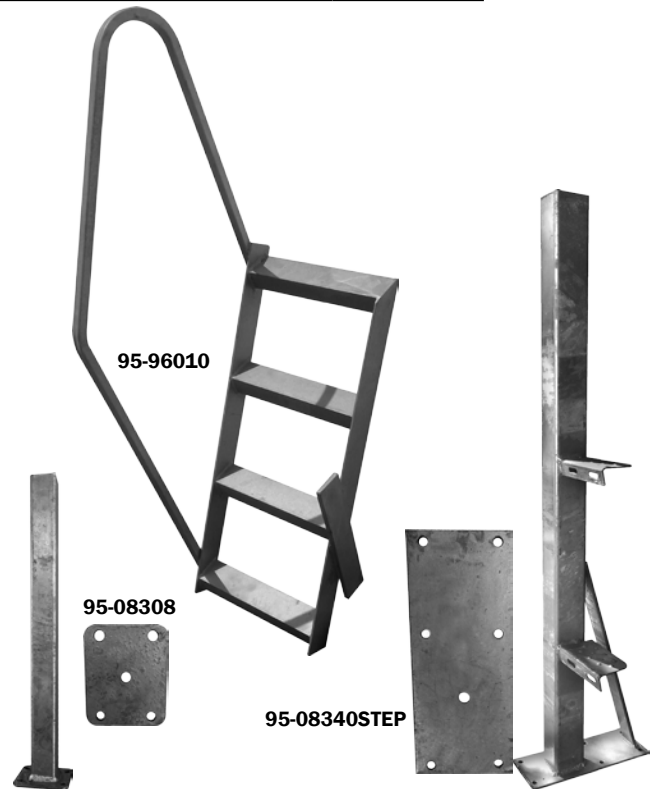
DELUXE BOARDING LADDER

HEAVY DUTY GALVANIZED STEEL BOARDING LADDER WITH HANDRAIL TO SAFELY ENTER AND EXIT YOUR VESSEL ON YOUR TRAILER. EASILY MOUNTS TO STRAIGHT WINCH STANDS.

MOUNTING HARDWARE NOT INCLUDED.

STOCK NO	FITS WINCH STAND	DIMENSIONS	LIST
95-96010	3" X 3" OR 3" X 4"	60"H X 18"W	250.00

NEW



STRAIGHT GALVANIZED WINCH STANDS

STOCK NO	FITS WINCH STAND	DIMENSIONS	HEIGHT	PLATE SIZE	LIST
95-08308	2"	2" X 2"	18"	3 3/4"W X 4 3/8"L	28.65
95-08313ST	2"	2" X 3"	30"	3 3/4"W X 4 3/8"L	46.20
95-08340	3"	3" X 3"	48"	5"W X 12"L	97.15
95-08340STEP	3"	3" X 3"	48"	5"W X 12"L	113.80

WINCH STANDS



ANGLED GALVANIZED WINCH STANDS

STOCK NO	FITS TONGUE WIDTH	DIMENSIONS	HEIGHT	PLATE SIZE	LIST
95-08308SL	2"	2" X 2"	24"	3 3/8" x 6 1/2"	25.70
95-08310	2"	2" X 3"	16"	3 3/8" x 6 1/2"	28.65
95-08311	2"	2" X 3"	20"	3 3/8" x 6 1/2"	32.30
95-08312	2"	2" X 3"	24"	3 3/8" x 6 1/2"	41.60
95-08313	2"	2" X 3"	30"	3 3/8" x 6 1/2"	46.20
95-08314	3"	3" X 3"	30"	5" x 8"	64.10
95-08316	3"	3" X 4"	20"	5" x 10"	52.99
95-08315	3"	3" X 4"	30"	5" x 10"	84.85
95-08318	3"	3" X 4"	36"	5" x 10" TDE	87.25
95-08319A*	3"	3" X 4"	36"	5" x 15"	96.20
95-08319B*	3"	3" X 4"	48"	5" x 14 3/4"	118.60
95-08322A* x	3"	3" X 4"	36"	5" x 18 1/2"	105.50
95-08322B* x	3"	3" X 4"	48"	5" x 18 1/2"	127.85
95-08324*	3"	3" X 4"	48"	5" x 18 1/2"	140.45
*=3/8" THICK BASE PLATE X=WITH TUBE SUPPORT					

NEW



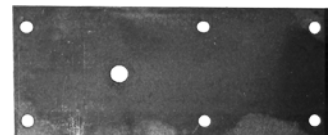
WINCH STAND BASE PLATE

STOCK NO	PLATE SIZE	LIST
22-43582	5"W X 20"L X 1/4" THICK	18.75

22-43582

7-HOLE WINCH STAND BASE PLATE


STOCK NO	PLATE SIZE	LIST
46-CWSB1	5"W X 12"L X 1/4" THICK	15.75



46-CWSB1

5-HOLE WINCH STAND BASE PLATE

STOCK NO	PLATE SIZE	LIST
46-CWSB2	3 3/8"W X 6 1/2"L X 1/4" THICK	6.90
46-CWSB3	5"W X 8"L X 1/4" THICK	8.75



46-CWSB2




46-CWSB3

TRAILER TONGUES

GALVANIZED TRAILER TONGUES


STOCK NO	DIMENSIONS	THICKNESS	LENGTH	LIST
95-08208*	2" X 3"	11 GA.	6'	59.10
95-08210*	2" X 3"	11 GA.	8'	74.20
95-08212*	2" X 3"	11 GA.	10'	87.75
95-08213*	2" X 3"	11 GA.	12'	101.70
95-08214	3" X 3"	11 GA.	8'	89.90
95-08220	3" X 4"	7 GA.	8'	146.35
95-08222	3" X 4"	7 GA.	10'	184.55
95-08230	3" X 5"	7 GA.	8'	122.65
95-08234	3" X 5"	7 GA.	10'	155.10
95-08236	3" X 5"	7 GA.	12'	183.05
*INCLUDES TONGUE SKID				



GALVANIZED TRAILER TONGUE MATERIAL

SOLD BY THE FOOT. PLEASE ALLOW (2) DAY PROCESSING TIME ON CUT TUBING.


STOCK NO	DIMENSIONS	THICKNESS	LIST
95-10322	2 1/2" X 2 1/2"	7 GA.	18.75
95-10363	2" X 2"	1/4"	17.00



FULTON FOLD-AWAY TONGUE HINGE

CAST HINGE DESIGNS OFFER STRENGTH COUPLED WITH A SLEEK APPEARANCE. CLEAR ZINC FINISH. MOUNTING HARDWARE INCLUDED.

STOCK NO	FOR TONGUE SIZE	CAPACITY	LIST
13-HDPB23	2"X3" CLASS II	5000 LBS.	113.75
13-HDPB33	3"X3" CLASS II	5000 LBS.	127.00
13-HDPB34	3"X4" CLASS III	7500 LBS.	147.00



2-TONGUE BOX-P



2-70038



2-TONGUE BOX

TONGUE BOXES

STOCK NO.	DIMENSIONS	MATERIAL	LIST
2-TONGUE BOX-P	36"W BACK X 18"W FRONT X 18"H X 19"D	BLACK PLASTIC	223.00
2-70038	24"W X 10"H X 8"D	ALUMINUM- DIAMOND TREAD PLATED	135.95
2-TONGUE BOX	33 3/4"W X 18"H X 21"D	ALUMINUM- DIAMOND TREAD PLATED	316.55

TRAILER TUBING



95-08900



95-CM54V

GALVANIZED VEE CROSSMEMBERS


STOCK NO	DIMENSIONS	LENGTH	LIST
95-08900	3" X 3"	72"	107.40
95-08901	3" X 3"	80"	118.50

ALUMINUM VEE CROSSMEMBERS-1/4"

STOCK NO.	DIMENSIONS	LENGTH	LIST
95-CM54V	3" X 3"	54"	89.90
95-CM59V	3" X 3"	59"	96.60
95-CM72V	3" X 3"	72"	110.70
95-CM80V	3" X 3"	80"	120.60

GALVANIZED TUBE-7 GA.

STOCK NO	DIMENSIONS	LENGTH	LIST
95-335G	3" X 3"	5'	89.50
95-336G	3" X 3"	6'	100.20
95-337G	3" X 3"	7'	115.10
95-338G	3" X 3"	8'	145.90



GALVANIZED TUBE-7 GA.


SOLD BY THE FOOT.

**PLEASE ALLOW (2) DAY
PROCESSING TIME ON CUT TUBING.**

STOCK NO.	DIMENSIONS	LIST
95-08245	3" X 3"	15.00

ALUMINUM TUBE-1/4"

STOCK NO	DIMENSIONS	LENGTH	LIST
95-335A	3" X 3"	5'	98.65
95-336A	3" X 3"	6'	113.85
95-337A	3" X 3"	7'	132.80
95-338A	3" X 3"	8'	151.75



GALVANIZED TUBE-11 GA.

SOLD BY THE FOOT.

**PLEASE ALLOW (2) DAY
PROCESSING TIME ON CUT TUBING.**

STOCK NO.	DIMENSIONS	LIST
95-2211	2" X 2"	12.50

NEW

ALUMINUM TUBE-1/4"

SOLD BY THE FOOT.

**PLEASE ALLOW (2) DAYS
PROCESSING TIME ON CUT TUBING.**

STOCK NO	DIMENSIONS	LIST
95-10500	2" X 2"	11.90
95-09001	3" X 3"	20.00



80-50084 8-62211 8-12333 8-12334 80-50082

TUBE END CAPS

STOCK NO	FOR TUBE SIZE	LIST
80-50082	2" X 2"	2.10
80-50084	2" X 3"	2.15
8-62211	2" X 4"	2.35
8-12333	3" X 3"	2.60
8-12334	3" X 4"	2.85



8-12333SL

8-12334SL

SLANTED TUBE END CAPS

STOCK NO	FOR TUBE SIZE	LIST
8-12333SL	3" X 3"	2.40
8-12334SL	3" X 4"	3.05


JACKS

ALUMINUM ANGLE

SOLD BY THE FOOT.

**PLEASE ALLOW (2) DAY
PROCESSING TIME ON CUT ANGLE.**

STOCK NO	DIMENSIONS	LIST
95-10105	3" X 3" X 1/4"	8.50
95-10107	3" X 3" X 3/8"	17.50




GALVANIZED ANGLE

SOLD BY THE FOOT.

**PLEASE ALLOW (2) DAY
PROCESSING TIME ON CUT ANGLE.**

STOCK NO	DIMENSIONS	LIST
95-10102G	3" X 2" X 1/4"	15.90
95-10105G	3" X 3" X 1/4"	18.00
95-10107G	3" X 3" X 3/8"	26.60



DUTTON-LAINSON TOP WIND SWIVEL JACK

SCREW TYPE TONGUE JACKS. COMES IN A ZINC PLATE FINISH AND SWIVELING POLYPROPYLENE WHEEL. JACK ROTATES HORIZONTALLY WHEN NOT IN USE.

STOCK NO	CAPACITY	LIFT	FITS TONGUES UP TO	LIST
47-6460	600 LBS.	10"	3" x 4"	72.10



DUTTON-LAINSON SIDE WIND SWIVEL JACK

SCREW TYPE TONGUE JACKS. COMES IN A ZINC PLATE FINISH AND SWIVELING POLYPROPYLENE WHEEL. JACK ROTATES HORIZONTALLY WHEN NOT IN USE.

STOCK NO	CAPACITY	LIFT	FITS TONGUES UP TO	LIST
47-3400	1200 LBS.	11"	3" X 4"	47.40
47-6400	1000 LBS.	10"	3" X 5"	72.35



DUTTON-LAINSON SIDE WIND SWIVEL JACKS WITH 8" WHEEL

SCREW TYPE TONGUE JACKS. COMES IN A ZINC PLATE FINISH AND A HEAVY DUTY, 8" SWIVELING POLYPROPYLENE WHEEL. ROTATES HORIZONTALLY WHEN NOT IN USE.

STOCK NO	CAPACITY	LIFT	FITS TONGUES UP TO	LIST
47-6430	1000 LBS.	10"	3" x 5"	78.40
47-6850	1500 LBS	10"	3" x 5"	102.25



DUTTON-LAINSON SIDE WIND SWIVEL JACK WITH 8" WHEEL

SCREW TYPE TONGUE JACKS. COMES IN A ZINC PLATE FINISH AND A HEAVY DUTY, 8" SWIVELING POLYPROPYLENE WHEEL THAT MOVES INDEPENDENTLY FROM THE REST OF THE JACK. JACK ROTATES HORIZONTALLY WHEN NOT IN USE.

STOCK NO	CAPACITY	LIFT	FITS TONGUES UP TO	LIST
47-6851	1500 LBS.	12"	3" x 5"	110.40



47-6851

JACKS

DUTTON-LAINSON SIDE WIND SWIVEL DUAL WHEEL JACK

SCREW TYPE TONGUE JACKS. COMES IN A ZINC PLATE FINISH AND A TWO 6" SWIVELING POLYPROPYLENE WHEELS. JACK ROTATES HORIZONTALLY WHEN NOT IN USE.

STOCK NO	CAPACITY	LIFT	FITS TONGUES UP TO	LIST
47-6800	1500 LBS.	12"	3" x 5"	131.00



47-6800

DUTTON-LAINSON SIDE WIND RIGID MOUNT WHEEL JACK

SCREW TYPE TONGUE JACKS. COME IN A ZINC PLATE FINISH AND A SWIVELING POLYPROPYLENE WHEEL.

STOCK NO	CAPACITY	LIFT	FITS TONGUES UP TO	LIST
47-6414	1000 LBS.	15"	3" X 5"	77.00

47-6414



DUTTON-LAINSON SIDE WIND RIGID MOUNT SUPPORT FOOT JACK

SCREW TYPE TONGUE JACK. COMES IN A ZINC PLATE FINISH AND A STEEL SUPPORT FOOT.

STOCK NO	CAPACITY	LIFT	FITS TONGUES UP TO	LIST
47-6816	2000 LBS.	15"	3" X 5"	104.65



47-6816



DUTTON-LAINSON SIDE WIND RIGID MOUNT DROP LEG JACK

SCREW TYPE TONGUE JACK. COMES IN A ZINC PLATE FINISH AND A STEEL SUPPORT FOOT.

STOCK NO	CAPACITY	LIFT	FITS TONGUES UP TO	LIST
47-6820	2000 LBS.	15"	3" X 5"	119.10

47-6820




DUTTON-LAINSON SQUARE SIDE WIND RIGID MOUNT DROP LEG JACK

SCREW TYPE TONGUE JACK. COMES IN A ZINC PLATE FINISH AND A DROP LEG TO REDUCE THE NEED FOR CRANKING.

STOCK NO	CAPACITY	LIFT	FITS TONGUES UP TO	LIST
47-7201	2500 LBS.	15"	3" X 5"	93.35



47-7201



DUTTON-LAINSON TOP WIND A-FRAME JACK

A-FRAME JACK WHICH CAN BE WELDED OR BOLTED TO STANDARD A-FRAME COUPLERS. COMES IN A POWDER COATED BLACK FINISH.

STOCK NO	CAPACITY	LIFT	LIST
47-6670A	2000 LBS.	14"	40.65
47-6671A	5000 LBS.	14"	44.00

47-6671A



DUTTON-LAINSON TOP WIND SWIVEL PIPE MOUNT FOOT JACK

INDUSTRIAL JACK WITH A POWDER COATED BLACK FINISH. INCLUDES MOUNTING TUBE AND DETENT PIN. JACK CAN BE ROTATED HORIZONTALLY OR REMOVED COMPLETELY WHEN NOT IN USE.

STOCK NO	CAPACITY	LIFT	LIST
47-6675	5000 LBS.	15"	77.00



47-6675



FULTON SIDE WIND RIGID MOUNT WHEEL JACK

SCREW TYPE TONGUE JACK FEATURING ZINC PLATE FINISH. COMES COMPLETE WITH A 6" THERMOPLASTIC WHEEL.

STOCK NO	CAPACITY	LIFT	FITS TONGUES UP TO	LIST
13-J1222	1200 LBS.	15"	3" X 4"	91.90



13-J1222



FULTON SIDE WIND SWIVEL TRACK MODEL WHEEL JACK

SCREW TYPE TONGUE JACK FEATURING AN ALUMINUM ALLOY CONSTRUCTION WITH AN ADJUSTABLE MOUNT. COMPLETE WITH A 6" THERMO-PLASTIC WHEEL JACK CAN ROTATE HORIZONTALLY IN EITHER DIRECTION WHEN NOT IN USE.

STOCK NO	CAPACITY	LIFT	FITS TONGUES UP TO	LIST
13-141314	1600 LBS.	10"	3" X 4"	196.35



13-141314



FULTON SIDE WIND RIGID MOUNT DROP LEG JACK

SCREW TYPE SQUARE TONGUE JACK FEATURING A Z-MAX 600 ZINC PLATE FINISH. COMPLETE WITH A DROP LEG WHICH CAN BE EASILY RAISED OR LOWERED TO REDUCE THE NEED FOR CRANKING.

STOCK NO	CAPACITY	LIFT	FITS TONGUES UP TO	LIST
13-35SM28FZ	2500 LBS.	15"	3" X 5"	106.10
13-HD5000	5000 LBS.	14"	3" X 5"	176.50

13-HD5000



JACKS

BULLDOG SIDE WIND RIGID MOUNT DROP LEG JACK

SCREW TYPE SQUARE TONGUE JACK FEATURING A WEATHER RESISTANT COATING WITH ZINC PLATED DROP LEG WHICH CAN BE EASILY RAISED OR LOWERED TO REDUCE THE NEED FOR CRANKING.

STOCK NO	CAPACITY	LIFT	FITS TONGUES UP TO	LIST
13-190754	5000 LBS.	15"	3" X 4"	124.35



13-190754

HAMMERBLOW A-FRAME SIDE WIND JACK

A-FRAME JACK WHICH CAN BE WELDED OR BOLTED TO STANDARD A-FRAME COUPLERS. COMES IN A POWDER COATED GREY FINISH.

STOCK NO	CAPACITY	LIFT	LIST
13-155157	1600 LBS.	13"	55.35



13-155157

RHINO SIDE WIND SWIVEL WHEEL JACK

SCREW TYPE TONGUE JACK FEATURING A ZINC PLATE FINISH. COMES COMPLETE WITH A 6" POLYPROPYLENE WHEEL.

STOCK NO	CAPACITY	LIFT	FITS TONGUES UP TO	LIST
33-J1000S	1000 LBS.	10"	3" X 4"	32.95



33-J1000S

RHINO SIDE WIND RIGID MOUNT DROP LEG JACK

SCREW TYPE TONGUE JACK FEATURING A ZINC PLATE FINISH. COMES WITH A DROP LEG WHICH CAN BE EASILY RAISED OR LOWERED TO REDUCE THE NEED FOR CRANKING.

STOCK NO	CAPACITY	LIFT	FITS TONGUES UP TO	LIST
33-J2500F	2500 LBS.	14"	3" X 5"	65.15



33-J2500F

IMPORTED A-FRAME JACK

A-FRAME JACK WHICH CAN BE WELDED OR BOLTED TO STANDARD A-FRAME COUPLERS. COMES IN A POWDER COATED GREY FINISH.

STOCK NO	CAPACITY	LIFT	LIST
73-AT5000	5000 LBS.	14"	28.80



73-AT5000

CASTER ASSEMBLY AND SUPPORT FOOT

STOCK NO	CAPACITY	TYPE	MOUNT	INSIDE DIAMETER	LIST
47-6614A	5000 LBS.	FOOT	PIN	2"	20.25
47-6613A	2000 LBS.	WHEEL	PIN	2"	31.35



47-6614A



47-6613A

JACKS

DROP LEGS FOR SQUARE TUBES WITH PIN

STOCK NO	CAPACITY	MANUFACTURER	LIST
47-22323	2500 LBS.	DUTTON-LAINSON	26.50
13-DF3-5	3000 - 5000 LBS.	FULTON	56.25

REPLACEMENT TONGUE JACK WHEELS

STOCK NO	DESCRIPTION	HOLE DIAMETER	LIST
47-22412	6" HARD PLASTIC	1/2"	7.35
47-22413	8" HARD PLASTIC	1/2"	12.85
RP6X2	6" POLYURETHANE	5/8"	29.40



47-22413



13-DF3-5

SNAPPER PINS

QUICK CONNECT AND DISCONNECT PINS.

STOCK NO	USE ON	LIST
12-2312807	1/4" X 2 3/4"	1.85
12-2312810	3/8" X 2 3/4"	1.85
89-14-24SL	1/4" X 3"	6.75



12-2312810

REPLACEMENT LYNCH PIN FOR DROP LEG JACKS

ONLY FITS 13-35SM28FZ

STOCK NO	CAPACITY	LIST
13-927089	5/8" x 3 9/16"	7.60



13-927089

I-BEAM JACK MOUNTING BRACKET

ALLOWS MOUNTING ANY DUTTON-LAINSON SWIVEL JACK DIRECTLY ONTO ALUMINUM I-BEAM OR CHANNEL WITH NO OVERHANGING BOLTS OR STRAPS. MOUNTS WITH A TOTAL OF FOUR BOLTS.

STOCK NO	USE ON	LIST
47-6684	4 1/2" I-BEAMS	8.15




47-6684

TONGUE JACK HARDWARE KIT

HARDWARE USED FOR MOUNTING JACKS TO TRAILER TONGUE.

STOCK NO	FITS ON	LIST
47-22443	UP TO 5" TONGUES	16.30

NEW



FULTON REPLACEMENT PULL PIN

REPLACEMENT PULL PIN FOR ALL FULTON F2 SERIES JACKS. INCLUDES SPRING AND RETAINING RING.

STOCK NO	USE ON	LIST
13-500136	FULTON F2 JACKS	11.35



13-500136

LIGHT KITS

TRAILER LIGHT KITS

KITS PROVIDE ALL LEGAL LIGHTING AND REFLECTIVE EQUIPMENT. THEY ALSO INCLUDE MOUNTING HARDWARE AND MOUNTING INSTRUCTIONS AS WELL AS A 4' TRUNK CONNECTOR.

STOCK NO.	DESCRIPTION	FOR TRAILER WIDTH	LIST
95-L100	2 MULTI FUNCTION STOP AND TAIL LIGHTS, 25' WIRING HARNESS AND 2 SIDE MARKER LIGHTS	LESS THAN 80" WIDE	46.85
95-L200	BUILT IN REAR SIDE MARKER LIGHTS AND REFLECTORS, 25' WIRING HARNESS, FLEXIBLE PLASTIC LICENSE BRACKET	LESS THAN 80" WIDE	38.90
95-L300	WATERPROOF LIGHT SYSTEM WITH 2 TAIL LIGHTS, 25' WIRING HARNESS AND LICENSE BRACKET	LESS THAN 80" WIDE	49.95



TRAILER LIGHT KITS

LIGHT KITS INCLUDE STOP, TURN AND TAIL LIGHTS, SIDE MARKER LIGHTS, 25' WIRING HARNESS, LICENSE PLATE BRACKET AND MOUNTING HARDWARE.

STOCK NO.	DESCRIPTION	LIST
43-J2024K-CD	FOR UNDER 80" WIDE TRAILERS - CLAM PACKED	34.60



SUBMERSIBLE TRAILER LIGHT KITS

LIGHT KITS INCLUDE STOP, TURN AND TAIL LIGHTS, SIDE MARKER LIGHTS, 25' WIRING HARNESS, LICENSE PLATE BRACKET AND MOUNTING HARDWARE.

STOCK NO.	DESCRIPTION	LIST
43-J2044K-CD	FOR OVER 80" WIDE TRAILERS - CLAM PACKED	36.85



LIGHT KITS

POST GUIDE LIGHT KITS

ONE PIECE LAMPS FIT EASILY ON TOP OF EXISTING 2" PVC BOAT GUIDES. INCLUDES TWO SEALED ONE PIECE LAMPS, EACH WITH 8' OF WIRE AND ALL NECESSARY ELECTRICAL CONNECTORS AND MOUNTING HARDWARE.

STOCK NO.	DESCRIPTION	LIST
23-27655A	AMBER & RED LAMPS	34.95
23-27656A	LED LAMPS	39.65



SUBMERSIBLE LED TRAILER LIGHT KITS

LIGHT KIT INCLUDES STOP, TURN AND TAIL LIGHTS, 25' WIRING HARNESS, LICENSE PLATE BRACKET AND MOUNTING HARDWARE.

STOCK NO.	DESCRIPTION	LIST
43-J24245-NC	FOR UNDER 80" WIDE TRAILERS	67.60



LED WATER PROOF LOW PROFILE TRAILER LIGHT KIT

LIGHT KIT INCLUDES STOP, TURN AND TAIL LIGHTS, 25' WIRING HARNESS, LICENSE PLATE BRACKET AND MOUNTING HARDWARE.

STOCK NO.	DESCRIPTION	LIST
43-J71-KC	FOR OVER 80" TRAILERS	72.60



NEW

LED WATER PROOF TRAILER LIGHT KIT

LIGHT KIT INCLUDES STOP, TURN AND TAIL LIGHTS WITH BUILT IN SIDE MARKER LIGHTS, 25' WIRING HARNESS, LICENSE PLATE BRACKET AND MOUNTING HARDWARE.

STOCK NO.	DESCRIPTION	LIST
27-TLL-9RK	FOR UNDER 80" WIDE TRAILERS	82.25



optronics

LED LOW PROFILE WATER PROOF TRAILER LIGHT KIT

LIGHT KIT INCLUDES STOP, TURN AND TAIL LIGHTS WITH BUILT IN SIDE MARKER LIGHTS, 25' WIRING HARNESS, LICENSE PLATE BRACKET AND MOUNTING HARDWARE.

STOCK NO.	DESCRIPTION	LIST
27-TLL-16RK	FOR OVER 80" WIDE TRAILERS	87.89



LED LIGHTS

LED SUBMERSIBLE LIGHTS

STOP, TURN, AND TAIL LIGHTS FOR UNDER 80" TRAILERS. USE A 2 STUD MOUNT. MEASURES 4 1/2"L X 4 1/2"W X 2 5/8"D.

STOCK NO	SIDE	LIST
43-J24245	RIGHT	20.35
43-J24245L	LEFT	23.85



43-J24245L

43-J24245

LED SUBMERSIBLE LOW PROFILE LIGHTS

STOP, TURN, AND TAIL LIGHTS FOR OVER 80" TRAILERS. USE A 2 STUD MOUNT. 43-J71 MEASURES 6 1/5"L X 3 5/8"W X 2 1/4"D. 43-J72 MEASURES 6 1/5"L X 3 5/8"W X 1 3/4"D

STOCK NO	SIDE	LIST
43-J72	RIGHT	25.40
43-J72L	LEFT	29.85
43-J71*	RIGHT	25.40
43-J71L*	LEFT	29.85
* COMES WITH TINNED WIRES		



43-J72L

43-J72



43-J71L

43-J71

LED SUBMERSIBLE LOW PROFILE LIGHTS

STOP, TURN, AND TAIL LIGHTS FOR OVER 80" TRAILERS. USE A 2 STUD MOUNT. MEASURES 4 1/2"L X 4 1/2"W X 2 5/8"D.

STOCK NO	SIDE	LIST
43-J75	RIGHT	21.35
43-J75L	LEFT	24.00



43-J75L

NEW



43-J75

LED WATERPROOF LOW PROFILE LIGHTS

STOP, TURN, AND TAIL LIGHTS. MEASURES 8"L X 3"W X 2 3/4"D.

STOCK NO	SIDE	LIST
27-STL-16RB	RIGHT	27.10
27-STL-17RB	LEFT	35.50



27-STL-17RB



27-STL-16RB

LED ROUND STOP, TURN AND TAIL LIGHTS

LED MARKER LIGHTS WITH GROMMET AND WIRING HARNESS.

STOCK NO	SIZE AND COLOR	LIST
43-J15RK	2" RED	7.25
43-J25AK	2 1/2" AMBER	7.75
43-J25RK	2 1/2" RED	7.75



43-J15RK


43-J25RK

LIGHT BARS

SUBMERSIBLE LIGHT

RED SEALED SUBMERSIBLE STOP, TURN, AND TAIL LIGHT IS LEGAL IN EITHER THE VERTICAL OR HORIZONTAL MOUNTING POSITION. WEDGE BASED BULB IS PROTECTED FROM VIBRATION. KIT INCLUDES LIGHT, GROMMET AND PLUG. MEASURES 7 5/8" L X 3 5/16" W X 2 5/8" D.

STOCK NO	LIST
43-J656RK	12.00



43-J656RK

3-LIGHT BAR

RED SEALED WATER PROOF LIGHT BAR WITH BLACK BASE. COMES WITH 60" PIG TAIL WIRE.

STOCK NO	MEASURES	LIST
43-J569R	16 5/8" L X 1 1/2" W X 1 1/2" D	8.75



43-J569R


DRY LAUNCH SUBMERSIBLE 3-LIGHT BAR

I.D LIGHT BAR WITH 60" PIG TAIL WIRE.

MADE IN THE U.S.A WITH THE "AIR TRAPPING" PRINCIPLE

STOCK NO	MEASURES	LIST
16-327	14" L X 1 1/2" W X 5/8" D	31.65
16-327 BULK	14" L X 1 1/2" W X 5/8" D	17.20

DRY  **LAUNCH**



16-327 BULK

LED 3-LIGHT BAR

LED LIGHTBAR WITH 11 DIODES. RED STOP/TURN/TAIL LIGHT. EPOXY SEALED DESIGN IS IMPERVIOUS TO WATER, DUST AND VIBRATION. MEASURES 15 1/2" L X 1 5/8" W X 3/4" D

STOCK NO	LIST
43-J535R	20.75



43-J535R

LED 3-LIGHT BAR

RED SUBMERSIBLE LIGHT BAR WITH A 7° BEND. COMES WITH TINNED WIRES AND 58" LEADS. MEASURES 14" L X 1" W X 1/2" D

STOCK NO	LIST
43-VID	19.25



43-VID

LED 3-LIGHT BAR

RED SEALED WATERPROOF LIGHT BAR WITH STAINLESS STEEL BASE. MEASURES 16 1/2" L X 1 3/8" W X 1 5/8" D

STOCK NO	LIST
27-MCL-97RB	24.69




27-MCL-97RB

INCANDESCENT LIGHTS

TRAILER LIGHTS

STOP, TURN, AND TAIL LIGHTS FOR UNDER 80" TRAILERS. USE A 2 STUD MOUNT. MEASURES 5 1/2"L X 4 1/2"W X 2 1/4"D.

STOCK NO	SIDE	LIST
18-L440B	RIGHT	10.10
18-L440LB	LEFT	10.50
18-L440B BULK	RIGHT	8.00
18-L440LB BULK	LEFT	8.50



18-L440B

18-L440LB

TRAILER LIGHTS

STOP, TURN, AND TAIL LIGHTS FOR UNDER 80" TRAILERS. USE A 2 STUD MOUNT. MEASURES 5 1/2"L X 4 1/2"W X 2 1/4"D.

STOCK NO	SIDE	LIST
43-J2023	RIGHT	5.50
43-J2023L	LEFT	5.65
43-J2024*	RIGHT	5.60
43-J2024L*	LEFT	5.65
*COMES WITH 7" LEAD WIRES		



43-J2024L

43-J2024

SUBMERSIBLE TRAILER LIGHTS

STOP, TURN, AND TAIL LIGHTS FOR OVER 80" TRAILERS. USE A 2 STUD MOUNT. MEASURES 6 1/4"L X 3 1/2"W X 2 5/8"D.

STOCK NO	SIDE	LIST
43-J2044	RIGHT	5.75
43-J2044L	LEFT	6.59



43-J2044L

43-J2044

SUBMERSIBLE LOW PROFILE TRAILER LIGHTS

STOP, TURN, AND TAIL LIGHTS FOR OVER 80" TRAILERS. USE A 2 STUD MOUNT. MEASURES 6 1/4"L X 3 7/8"W X 2 1/4"D.

STOCK NO	SIDE	LIST
43-J70	RIGHT	7.50
43-J70L	LEFT	7.50



43-J70L

43-J70

DRY LAUNCH SUBMERSIBLE TRAILER LIGHTS

STOP, TURN, AND TAIL LIGHTS. MADE IN THE U.S.A. WITH THE "AIR TRAPPING" PRINCIPLE. MEASURES 6"L X 3 1/2"W X 2 1/4"D.

NO HARDWARE INCLUDED.

STOCK NO	SIDE	LIST
16-SP8 BULK	LEFT AND RIGHT	34.20
16-SP8R BULK	RIGHT	16.90
16-SP8L BULK	LEFT	16.90



16-SP8 BULK