

HUB KITS

TRAILER HUB KIT 5 BOLT, 4.5" BOLT CIRCLE

ONE PIECE HUB FITS 1 3/8" X 1 1/16" SPINDLE.

RATED CAPACITY IS 1750 LBS. EACH.

COMPLETE ASSEMBLY CONTENTS:

95-HK8A OR 95-HK8AG	HUB (1)
62-L44649	BEARING (1)
62-L68149	BEARING (1)
62-L44610	RACE (1)
62-L68111	RACE (1)
62-GS545	SEAL (1)
63-DC100	DUST CAP (1)
61-LN1316	LUG NUT (5)
66-CP BULK	COTTER PIN (1)

STOCK NO	DESCRIPTION	LIST
95-HK8	COMPLETE HUB ASSEMBLY	28.25
95-HK8G	GALVANIZED HUB ASSEMBLY	34.50
95-HK8A	HUB ONLY	18.40
95-HK8AG	GALVANIZED HUB ONLY	22.90
95-HK8SSA	STAINLESS STEEL HUB ONLY	147.40



TRAILER HUB KIT 6 BOLT, 5.5" BOLT CIRCLE

ONE PIECE HUB FITS 1 3/4" X 1 1/4" SPINDLE.

RATED CAPACITY IS 3000 LBS. EACH.

COMPLETE ASSEMBLY CONTENTS:

95-HK12A, 95-HK12AG OR 95-HK12AGLS	HUB (1)
62-25580	BEARING (1)
62-15123	BEARING (1)
62-25520	RACE (1)
62-15245	RACE (1)
62-GS225	SEAL (1)
63-DC225	DUST CAP (1)
61-LN1316	LUG NUT (6)
66-CP BULK	COTTER PIN (1)

STOCK NO	DESCRIPTION	LIST
95-HK12	COMPLETE HUB ASSEMBLY	44.90
95-HK12G	GALVANIZED HUB ASSEMBLY	51.10
95-HK12A	HUB ONLY	28.65
95-HK12AG	GALVANIZED HUB ONLY	34.85
95-HK12GLS*	LONG STUD GALVANIZED HUB ASSEMBLY	52.10
95-HK12AGLS*	LONG STUD GALVANIZED HUB ONLY	36.20
95-HK12SSA	STAINLESS STEEL HUB ONLY	223.00
*95-HK12GLS STUB MEASURES 1.81" FROM HUB FACE		



HUB KITS

FULLY GREASED TRAILER HUB KITS



95-HKL116G

95-HKL116G

ONE PIECE HUB FITS
1 1/16" SPINDLE.
RATED CAPACITY IS 1250 LBS. EACH.
COMPLETE ASSEMBLY CONTENTS:
95-HK4AG HUB (1)
62-L44649 BEARING (2)
62-L44610 RACE (2)
62-GS100 SEAL (1)
63-DC100SL DUST CAP (1)
61-LN1316 LUG NUT (5)
66-CP BULK COTTER PIN (1)



95-HKL8G

95-HKL8G

ONE PIECE HUB FITS
1 3/8" X 1 1/16" SPINDLE.
RATED CAPACITY IS 1750 LBS. EACH.
COMPLETE ASSEMBLY CONTENTS:
95-HK8AG HUB (1)
62-L44649 BEARING (1)
62-L68149 BEARING (1)
62-L44610 RACE (1)
62-L68111 RACE (1)
62-GS545 SEAL (1)
63-DC100SL DUST CAP (1)
61-LN1316 LUG NUT (5)
66-CP BULK COTTER PIN (1)



95-HKL12GLS

95-HKL12GLS

ONE PIECE HUB FITS
1 3/4" X 1 1/4" SPINDLE.
RATED CAPACITY IS 3000 LBS. EACH.
COMPLETE ASSEMBLY CONTENTS:
95-HK12AGLS HUB (1)
62-25580 BEARING (1)
62-15123 BEARING (1)
62-25520 RACE (1)
62-15245 RACE (1)
62-GS225 SEAL (1)
63-DC225SL DUST CAP (1)
61-LN1316 LUG NUT (6)
66-CP BULK COTTER PIN (1)

STOCK NO	DESCRIPTION	LIST
95-HKL116G	GALVANIZED HUB ASSEMBLY: 5 BOLT, 4.5" BOLT CIRCLE	33.65
95-HKL8G	GALVANIZED HUB ASSEMBLY: 5 BOLT, 4.5" BOLT CIRCLE	36.85
95-HKL12GLS	LONG STUD GALVANIZED HUB ASSEMBLY: 6 BOLT, 5.5" BOLT CIRCLE	56.85

HUB KITS

TRAILER HUB KIT 5 BOLT, 5.0" BOLT CIRCLE

ONE PIECE HUB FITS 1 3/8" X 1 1/16" SPINDLE.

RATED CAPACITY IS 1750 LBS. EACH.

COMPLETE ASSEMBLY CONTENTS:

95-HK50A	HUB (1)
62-L44649	BEARING (1)
62-L68149	BEARING (1)
62-L44610	RACE (1)
62-L68111	RACE (1)
62-GS545	SEAL (1)
63-DC100	DUST CAP (1)
61-LN1316	LUG NUT (5)
66-CP BULK	COTTER PIN (1)

STOCK NO	DESCRIPTION	LIST
95-HK50	COMPLETE HUB ASSEMBLY	39.25
95-HK50A	HUB ONLY	31.40



TRAILER HUB KIT 6 BOLT, 5.5" BOLT CIRCLE

ONE PIECE HUB FITS 1 3/8" X 1 1/16" SPINDLE.

RATED CAPACITY IS 1750 LBS. EACH.

COMPLETE ASSEMBLY CONTENTS:

95-HK655A	HUB (1)
62-L44649	BEARING (1)
62-L68149	BEARING (1)
62-L44610	RACE (1)
62-L68111	RACE (1)
62-GS545	SEAL (1)
63-DC100	DUST CAP (1)
61-LN1316	LUG NUT (6)
66-CP BULK	COTTER PIN (1)

STOCK NO	DESCRIPTION	LIST
95-HK655	COMPLETE HUB ASSEMBLY	51.65
95-HK655A	HUB ONLY	41.40



HUB KITS

TRAILER HUB KIT 5 BOLT, 4.5" BOLT CIRCLE

NEW

ONE PIECE HUB FITS **1 3/8" X 1 3/8"** SPINDLE.

RATED CAPACITY IS 2100 LBS. EACH.

COMPLETE ASSEMBLY CONTENTS:

4200 LBS. GALV-X TORSION AXLE

REPLACEMENT HUB

62-L68149

62-L68111

22-11088

63-DC225SL

61-LN1316

66-CP BULK

HUB (1)

BEARING (2)

RACE (2)

SEAL (1)

DUST CAP (1)

LUG NUT (5)

COTTER PIN (1)



STOCK NO	DESCRIPTION	LIST
95-HK21G	COMPLETE HUB ASSEMBLY	66.85

TRAILER HUB KIT 8 BOLT, 6.5" BOLT CIRCLE

ONE PIECE HUB FITS **1 3/4" X 1 1/4"** SPINDLE.

RATED CAPACITY IS 3500 LBS. EACH.

COMPLETE ASSEMBLY CONTENTS:

95-HK78AG

62-25580

62-14125A

62-25520

62-14276

62-GS225D

63-DC272

61-LN1316

66-CP BULK

HUB (1)

BEARING (1)

BEARING (1)

RACE (1)

RACE (1)

SEAL (1)

DUST CAP (1)

LUG NUT (8)

COTTER PIN (1)



STOCK NO	DESCRIPTION	LIST
95-HK78G	GALVANIZED HUB ASSEMBLY	68.75
95-HK78AG	HUB ONLY	51.60

HUB KITS

DEEMAXX 8K MAXX COATED HUB 8 BOLT, 6.5" BOLT CIRCLE

ONE PIECE MAXX COATED CAST IRON IDLER HUB WITH 9/16" STUDS
FITS 1 3/4" X 1 1/4" SPINDLE. RATED CAPACITY IS 8000LBS.

HUB COMES WITH:


62-25520 RACE (1)

62-02420 RACE (1)

AND CAN BE USED WITH:

62-25580 BEARING (1)

62-02475 BEARING (1)



95-HK88MA

STOCK NO	DESCRIPTION	LIST
95-HK88MA	MAXX COATED 8K HUB	151.35

LUG BOLTS

SOLD INDIVIDUALLY.

STOCK NO	DIAMETER/ THREAD COUNT	HEAD SIZE	O.A.L	FINISH	LIST
61-LB1316	1/2-20	7/8"	1.50"	ZINC	2.75




61-LB1316

LUG NUTS

SOLD INDIVIDUALLY.

STOCK NO	DIAMETER/ THREAD COUNT	HEAD SIZE	FINISH	LIST
61-LN1316	1/2-20	13/16"	ZINC	.50
61-LN1316SS	1/2-20	13/16"	STAINLESS	2.40
61-LN78	9/16-18	7/8"	ZINC	4.90



61-LN1316

61-LN78

LUG NUTS- ACORN STYLE

SOLD INDIVIDUALLY.

STOCK NO	DIAMETER/ THREAD COUNT	HEAD SIZE	O.A.L	FINISH	LIST
61-LN1316AC	1/2-20	13/16"	1 7/8"	CHROME	2.75
61-LN1316ACSS	1/2-20	13/16"	1 9/16"	STAINLESS	5.50
61-LN1316SAC	1/2-20	13/16"	1 7/16"	CHROME	1.40



61-LN1316AC

BEARING BUDDIES

BEARING BUDDY

KEEPS WATER AND DIRT OUT OF WHEEL HUBS. EASY INSTALLATION.
PERMANENT PROTECTION. ENDS MESSY BEARING REPACKING.
SOLD IN PAIRS.



55-1980BULK

STOCK NO	INSIDE DIAMETER	OUTER BEARING CONE	OUTER BEARING CUP	FITS HUB KIT NO	LIST
55-1781	1.781"	LM11949	LM11910	N/A	24.85
55-1810	1.810"	LM67049	LM12711	N/A	24.85
55-1980	1.980"	L44643, L44649	L44610	95-HK3, 95-HK3G, 95-HK3116, 95-HK3116G 95-HK4, 95-HK4G, 95-HK116, 95-HK116G, 95-HK8, 95-HK8G, 95-BD10, 95-BD10G, 95-BD10E	27.25
55-1980BULK					26.30
55-2328	2.328"	LM67048, HUB NOT COUNTERBORED	LM67010	N/A	29.00
55-2441	2.441"	LM67048, HUB NOT COUNTERBORED	LM67010	95-HK12, 95-HK12G, 95-BD12, 95-BD12G, 95-BD12E	39.00
55-2562	2.562"	48548	48510	N/A	43.40
55-2717	2.717	14124, 14125A	14276	95-HK12, 95-HK12G, 95-HK78G 95-BD12, 95-BD12G, 95-BD12E 95-BD128G	45.75

STAINLESS STEEL BEARING BUDDY

THIS STAINLESS STEEL WHEEL BEARING PROTECTOR HAS A NATURAL RESISTANCE TO CORROSION. IT'S SO WELL MADE THAT IT LITERALLY WILL OUTLAST YOUR BOAT. SOLD IN PAIRS



55-1980SSB

STOCK NO	INSIDE DIAMETER	OUTER BEARING CONE	OUTER BEARING CUP	FITS HUB KIT NO	LIST
55-1980SS	1.980"	L44643, L44649	L44610	95-HK3, 95-HK3G, 95-HK3116, 95-HK3116G 95-HK4, 95-HK4G, 95-HK116, 95-HK116G, 95-HK8, 95-HK8G, 95-BD10, 95-BD10G, 95-BD10E	26.15
55-1980SSB					25.65

BEARING BUDDY BRA

FITS OVER BEARING BUDDY TO PROTECT WHEELS FROM GREASE LEAKAGE.
SOLD IN PAIRS ONLY.

STOCK NO	DESCRIPTION	LIST
55-17B	1781, 1810	4.10
55-19B	1938, 1968, 1980, 1980T	4.10
55-23B	2328, 2441, 2717	4.10



55-19B

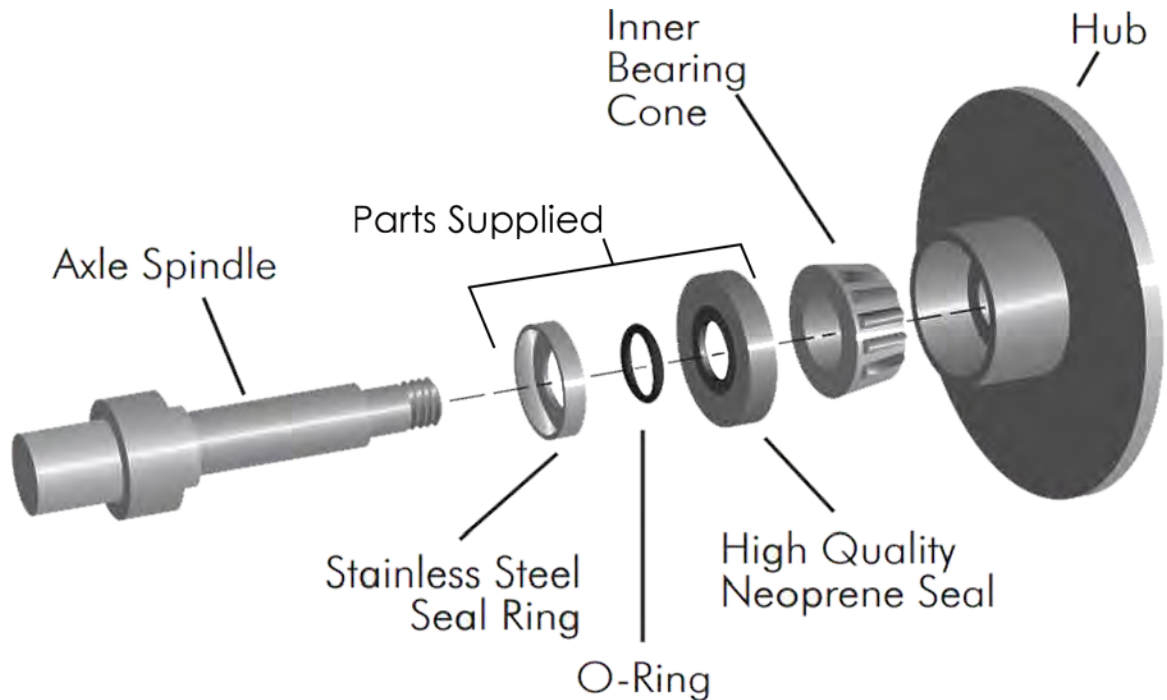
SPINDO SEALS

SPINDO SEAL

FOR USE WITH BEARING BUDDY ON TRAILERS WITH BRAKES OR AS REPLACEMENT SEALS. SEALS WILL LAST MANY YEARS WITH ONLY NEGLIGIBLE GREASE LEAKAGE. SOLD IN PAIRS ONLY.



STOCK NO	USE WITH BEARING BUDDY NO	INNER BEARING	LIST
55-1	55-1980	62-L44643	16.75
55-2	55-1980, 55-1968, 55-2562	62-LM48548, 62-L68149 (UHI)	17.00
55-5	55-1980	62-L44649	17.00
55-10	55-1810	62-L68149 (HADCO)	17.00
55-11	55-2441	62-25580	29.15



STAINLESS STEEL WEAR SLEEVES

USED ON TIE DOWN AXLES TO PREVENT WEAR ON THE SEALS.

STOCK NO	OUTSIDE DIAMETER	FITS ON	LIST
22-BAWS125	1.25"	2500 LB. AXLE	3.75
22-BAWS1685	1.71"	3500 LB. AXLE	5.04
22-17292	2.25"	6000 LB. - 8000 LB. AXLES	6.00

NEW

BRAKES


TIE DOWN ENGINEERING- ALUMINUM DISC BRAKES

INCLUDES INTEGRAL (ONE PIECE) GALV-X ROTOR AND HUB, ALUMINUM 380 MARINE GRADE CALIPERS, S.S. SLIDER PINS AND GALVANIZED MOUNTING BRACKET. COMES WITH DISC BRAKE HARDWARE KIT, BEARINGS, RACES, SEALS AND LUG NUTS.

STOCK NO	DIAMETER	FITS SPINDLE	BOLTS	QTY	CAPACITY	LIST
22-46260	9.6"	1 3/8" X 1 1/16"	5 ON 4 1/2"	1 PAIR	3500 LBS.	315.00
22-46260A*	9.6"	1 3/8" X 1 1/16"	5 ON 4 1/2"	1 SIDE	1750 LBS.	145.00
22-46262	12"	1 1/4" X 1 3/4"	6 ON 5 1/2"	1 PAIR	6000 LBS.	390.00
22-46262A*	12"	1 1/4" X 1 3/4"	6 ON 5 1/2"	1 SIDE	3000 LBS.	179.40
*MOUNTING HARDWARE AND BEARING PACK ARE NOT INCLUDED.						



22-46262



TIE DOWN ENGINEERING- STAINLESS/ALUMINUM DISC BRAKES

INCLUDES INTEGRAL (ONE PIECE), STAINLESS STEEL ROTOR AND HUB, ALUMINUM 380 MARINE GRADE CALIPERS, S.S. SLIDER PINS AND GALVANIZED MOUNTING BRACKET. COMES WITH DISC BRAKE HARDWARE KIT, BEARINGS, RACES, SEALS AND LUG NUTS.

STOCK NO	DIAMETER	FITS SPINDLE	BOLTS	QTY	CAPACITY	LIST
22-81117	9.6"	1 3/8" X 1 1/16"	5 ON 4 1/2"	1 PAIR	3500 LBS.	444.00
22-81117A*	9.6"	1 3/8" X 1 1/16"	5 ON 4 1/2"	1 SIDE	1750 LBS.	225.00
22-81118	11.75"	1 1/4" X 1 3/4"	6 ON 5 1/2"	1 PAIR	6000 LBS.	560.00
22-81118A*	11.75"	1 1/4" X 1 3/4"	6 ON 5 1/2"	1 SIDE	3000 LBS.	265.00
*MOUNTING HARDWARE AND BEARING PACK ARE NOT INCLUDED.						



22-81117



TIE DOWN ENGINEERING DISC BRAKE PARTS


STOCK NO	DESCRIPTION	LIST
22-46260R	10" VENTED DISC BRAKE HUB AND ROTOR	86.95
22-46262R	12" VENTED DISC BRAKE HUB AND ROTOR	122.00
22-46304A	ALUM DISC BRAKE CALIPER FOR VENTED ROTOR	91.70
22-46910A	DISC CALIPER - FITS 22-81117 AND 22-81118	124.30
22-11274-75	DISC BRAKE PADS - FITS 22-46260 AND 22-46262	37.90
22-11350-51	DISC BRAKE PADS - FITS 22-81117 AND 22-81118	50.40
22-44676G	CALIPER BRACKET FOR 10" BRAKES	20.25
22-12114	DISC BRAKE S/S PIN - FITS 22-46260 AND 22-46262	5.10
22-BV1	DISC BRAKE CALIPER BLEEDER VALVE	3.25




22-46260R



22-46304A



22-11274-75



22-44676G



22-12114



22-BV1

BRAKES

KODIAK- INTEGRAL DISC BRAKES

INCLUDES INTEGRAL (ONE PIECE) HUB AND ROTOR, CALIPER AND MOUNTING BRACKETS WHICH ARE DACROMENT COATED. COMES WITH DISC BRAKE HARDWARE KIT, BEARINGS, RACES, SEALS AND LUG NUTS. SOLD IN PAIRS.

STOCK NO	DIAMETER	FITS SPINDLE	BOLTS	CAPACITY	LIST
42-HRCM83	8"	1 3/8" X 1 1/16"	5 ON 4 1/2"	3500 LBS.	378.50
42-HRCM10	10"	1 3/8" X 1 1/16"	5 ON 4 1/2"	3500 LBS.	331.30
42-HRCM12	12"	1 1/4" X 1 3/4"	6 ON 5 1/2"	6000 LBS.	403.00
42-HRCM78	13"	1 1/4" X 1 3/4"	8 ON 6 1/2"	7000 LBS.	605.25
42-HRCM89*	13"	1 1/4" X 1 3/4"	8 ON 6 1/2"	8000 LBS.	681.55
*MADE WITH 9/16" STUDS					



KODIAK- INTEGRAL DISC BRAKES

INCLUDES INTEGRAL (ONE PIECE) HUB AND ROTOR, CALIPER AND MOUNTING BRACKETS WHICH ARE DACROMENT COATED. **MOUNTING HARDWARE AND BEARING PACKS ARE NOT INCLUDED.** SOLD IN PAIRS.


STOCK NO	DIAMETER	FITS SPINDLE	BOLTS	CAPACITY	LIST
42-HRCM83A	8"	1 3/8" X 1 1/16"	5 ON 4 1/2"	3500 LBS.	372.10
42-HRCM10A	10"	1 3/8" X 1 1/16"	5 ON 4 1/2"	3500 LBS.	309.75
42-HRCM12A	12"	1 1/4" X 1 3/4"	6 ON 5 1/2"	6000 LBS.	403.00
42-HRCM78A	13"	1 1/4" X 1 3/4"	8 ON 6 1/2"	7000 LBS.	648.55
42-HRCM89A*	13"	1 1/4" X 1 3/4"	8 ON 6 1/2"	8000 LBS.	681.90
*MADE WITH 9/16" STUDS					



KODIAK- INTEGRAL DISC BRAKES WITH S.S. CALIPERS

INCLUDES INTEGRAL (ONE PIECE) HUB AND ROTOR AND MOUNTING BRACKETS WHICH ARE DACROMENT COATED. CALIPERS ARE STAINLESS STEEL. COMES WITH DISC BRAKE HARDWARE KIT, BEARINGS, RACES, SEALS AND LUG NUTS. SOLD IN PAIRS.

STOCK NO	DIAMETER	FITS SPINDLE	BOLTS	CAPACITY	LIST
42-HRCM10-SCADSS	10"	1 3/8" X 1 1/16"	5 ON 4 1/2"	3500 LBS.	601.85
42-HRCM12-SCADSS	12"	1 1/4" X 1 3/4"	6 ON 5 1/2"	6000 LBS.	700.15




BRAKES



KODIAK- INTEGRAL DISC BRAKES WITH S.S. CALIPERS

INCLUDES INTEGRAL (ONE PIECE) HUB AND ROTOR AND MOUNTING BRACKETS WHICH ARE ALL DACROMENT COATED. CALIPERS ARE STAINLESS STEEL.

MOUNTING HARDWARE AND BEARING PACKS ARE NOT INCLUDED. SOLD IN PAIRS. 42-HRCM12-SCADSSA




STOCK NO	DIAMETER	FITS SPINDLE	BOLTS	CAPACITY	LIST
42-HRCM10-SCADSSA	10"	1 3/8" X 1 1/16"	5 ON 4 1/2"	3500 LBS.	601.85
42-HRCM12-SCADSSA	12"	1 1/4" X 1 3/4"	6 ON 5 1/2"	6000 LBS.	700.15

KODIAK- SLIP-OVER DISC BRAKES

ECONOMY 10" BRAKE SET. INCLUDES ROTORS, AND MOUNTING BRACKETS WHICH ARE DACROMENT COATED AND KODA GUARD COATED CALIPERS.


MOUNTING HARDWARE AND IDLER HUB ARE NOT INCLUDED. SOLD IN PAIRS.



STOCK NO	DIAMETER	FITS SPINDLE	BOLTS	CAPACITY	LIST
42-RCM10SBDACA	10"	1 3/8" X 1 1/16"	5 ON 4 1/2"	3500 LBS.	211.10

KODIAK- SLIP-OVER DISC BRAKES

INCLUDES ROTOR, CALIPERS AND MOUNTING BRACKETS WHICH ARE ALL DACROMENT COATED. **MOUNTING HARDWARE AND IDLER HUB ARE NOT INCLUDED.** SOLD IN PAIRS.



STOCK NO	DIAMETER	FITS SPINDLE	BOLTS	CAPACITY	LIST
42-RCM10	10"	1 3/8" X 1 1/16"	5 ON 4 1/2"	3500 LBS.	260.10
42-RCM12	12"	1 1/4" X 1 3/4"	6 ON 5 1/2"	6000 LBS.	305.40

KODIAK- S.S. SLIP-OVER DISC BRAKES

INCLUDES ROTOR, CALIPERS AND MOUNTING BRACKETS WHICH ARE ALL STAINLESS STEEL. **MOUNTING HARDWARE AND IDLER HUB ARE NOT INCLUDED.** SOLD IN PAIRS.



STOCK NO	DIAMETER	FITS SPINDLE	BOLTS	CAPACITY	LIST
42-RCM10SS	10"	1 3/8" X 1 1/16"	5 ON 4 1/2"	3500 LBS.	969.00
42-RCM12SS	12"	1 1/4" X 1 3/4"	6 ON 5 1/2"	6000 LBS.	1121.85

BRAKES

KODIAK DISC BRAKE PARTS

STOCK NO	DESCRIPTION	FITS ON
42-DBC225SCAD	3.5K-6K DAC CALIPER (EACH)	104.00
42-DBC225SS	3.5K-6K STAINLESS STEEL CALIPER (EACH)	262.00
42-DBC250SCAD	7-8K DAC CALIPER (EACH)	124.10
42-DBC250SS	7-8K STAINLESS STEEL CALIPER (EACH)	317.00
42-DBC225PAD	3.5K-6K DISC BRAKE PADS (PR)	42.00
42-DBC250PAD	7-8K DISC BRAKE PADS (PR)	60.70
42-DBC225CPADSS	STAINLESS STEEL DISC BRAKE PADS (PR)	75.10
42-DBC250PADSS	STAINLESS STEEL 7-8K BRAKE PAD (PR)	68.30
42-DBC-MHGB	DISC BRAKE PIN (EACH)	9.15
42-HRCM10R	10" ROTOR INTEGRAL W/HUB (EACH)	84.00
42-HRCM12R	12" ROTOR INTEGRAL W/HUB (EACH)	116.80
42-HRCM78R	13" ROTOR INTEGRAL W/HUB (EACH)	241.90
42-HRCM89R	13" ROTOR INTEGRAL W/HUB (EACH)	189.30
42-ROTOR 10 SS	10" STAINLESS STEEL ROTOR (EACH)	312.40
42-ROTOR 12 SS	12" STAINLESS STEEL ROTOR (EACH)	414.00
42-ROTOR-10-DAC	10" SLIP OVER ROTOR	58.50
42-ROTOR-12-DAC	12" SLIP OVER ROTOR	79.50
42-CMB-10-U-DAC	BRACKET 10" SLIP OVER	20.50
42-CMB-10-I-DAC	BRACKET 10" INTEGRAL	18.70
42-CMB-12-U-DAC	BRACKET 12" SLIP OVER/INTEGRAL	26.70



42-DBC250SS



42-CMB-10-U-DAC



42-CMB-12-U-DAC



42-HRCM12R



42-ROTOR-12-DAC



42-DBC225PAD



DEEMAXX DISC BRAKES

DEEMAXX- INTEGRAL MAXX COATED DISC BRAKES

INCLUDES INTEGRAL (ONE PIECE) HUB AND ROTORS, CALIPERS, AND MOUNTING BRACKETS WHICH ARE MAXX COATED. COMES WITH DISC BRAKE HARDWARE KIT, BEARINGS, RACES, SEALS AND LUG NUTS. SOLD IN PAIRS.

STOCK NO	DIAMETER	FITS SPINDLE	BOLTS	CAPACITY	LIST
15-DBI35M	10"	1 3/8" X 1 1/16"	5 ON 4 1/2"	3500 LBS.	328.15
15-DBI6M	12"	1 1/4" X 1 3/4"	6 ON 5 1/2"	6000 LBS.	395.70
15-DBI7M	13"	1 1/4" X 1 3/4"	8 ON 6 1/2"	7000 LBS.	571.00
15-DBI8M*	13"	1 1/4" X 1 3/4"	8 ON 6 1/2"	8000 LBS.	635.65
* COMES WITH 9/16" STUDS					

DEEMAXX- INTEGRAL MAXX COATED DISC BRAKES


INCLUDES INTEGRAL (ONE PIECE) HUB AND ROTORS, CALIPERS, AND MOUNTING BRACKETS WHICH ARE MAXX COATED. **MOUNTING HARDWARE AND BEARING PACKS ARE NOT INCLUDED.** SOLD IN PAIRS.

STOCK NO	DIAMETER	FITS SPINDLE	BOLTS	CAPACITY	LIST
15-DBI35MA	10"	1 3/8" X 1 1/16"	5 ON 4 1/2"	3500 LBS.	303.00
15-DBI6MA	12"	1 1/4" X 1 3/4"	6 ON 5 1/2"	6000 LBS.	365.15
15-DBI7MA	13"	1 1/4" X 1 3/4"	8 ON 6 1/2"	7000 LBS.	536.65
15-DBI8MA*	13"	1 1/4" X 1 3/4"	8 ON 6 1/2"	8000 LBS.	600.45
* COMES WITH 9/16" STUDS					


DEEMAXX- INTEGRAL HYBRID DISC BRAKES

INCLUDES INTEGRAL (ONE PIECE) HUB AND ROTORS AND MOUNTING BRACKETS WHICH ARE MAXX COATED. CALIPERS ARE STAINLESS STEEL. COMES WITH DISC BRAKE HARDWARE KIT, BEARINGS, RACES, SEALS AND LUG NUTS. SOLD IN PAIRS.


STOCK NO	DIAMETER	FITS SPINDLE	BOLTS	CAPACITY	LIST
15-DBI35MSS	10"	1 3/8" X 1 1/16"	5 ON 4 1/2"	3500 LBS.	526.65
15-DBI6MSS	12"	1 1/4" X 1 3/4"	6 ON 5 1/2"	6000 LBS.	611.85
15-DBI7MSS	13"	1 1/4" X 1 3/4"	8 ON 6 1/2"	7000 LBS.	819.00



15-DBI6M



15-DBI6MA



15-DBI35MSS




BRAKES

DEEMAXX- INTEGRAL HYBRID DISC BRAKES

INCLUDES INTEGRAL (ONE PIECE) HUB AND ROTORS AND MOUNTING BRACKETS WHICH ARE MAXX COATED. CALIPERS ARE STAINLESS STEEL.

MOUNTING HARDWARE AND IDLER HUB ARE NOT INCLUDED. SOLD INPAIRS

STOCK NO	DIAMETER	FITS SPINDLE	BOLTS	CAPACITY	LIST
15-DBI35MSSA	10"	1 3/8" X 1 1/16"	5 ON 4 1/2"	3500 LBS.	502.00
15-DBI6MSSA	12"	1 1/4" X 1 3/4"	6 ON 5 1/2"	6000 LBS.	579.80
15-DBI7MSSA	13"	1 1/4" X 1 3/4"	8 ON 6 1/2"	7000 LBS.	784.65



15-DBI6MSSA

DEEMAXX- SLIP-OVER MAXX COATED DISC BRAKES

INCLUDES SLIP-OVER ROTORS, CALIPERS, AND MOUNTING BRACKETS WHICH ARE MAXX COATED. **MOUNTING HARDWARE AND IDLER HUB ARE NOT INCLUDED. SOLD IN PAIRS.**

STOCK NO	DIAMETER	FITS SPINDLE	BOLTS	CAPACITY	LIST
15-DBS035M	10"	1 3/8" X 1 1/16"	5 ON 4 1/2"	3500 LBS.	279.00
15-DBS06M	12"	1 1/4" X 1 3/4"	6 ON 5 1/2"	6000 LBS.	315.15
15-DBS07M	13"	1 1/4" X 1 3/4"	8 ON 6 1/2"	7000 LBS.	451.20

NEW



15-DBS035M

DEEMAXX- SLIP-OVER HYBRID DISC BRAKES

INCLUDES ROTORS AND MOUNTING BRACKETS WHICH ARE MAXX COATED. CALIPERS ARE STAINLESS STEEL. **MOUNTING HARDWARE AND IDLER HUB ARE NOT INCLUDED. SOLD IN PAIRS.**

STOCK NO	DIAMETER	FITS SPINDLE	BOLTS	CAPACITY	LIST
15-DBS035MSS	10"	1 3/8" X 1 1/16"	5 ON 4 1/2"	3500 LBS.	493.65
15-DBS06MSS	12"	1 1/4" X 1 3/4"	6 ON 5 1/2"	6000 LBS.	529.75
15-DBS07MSS	13"	1 1/4" X 1 3/4"	8 ON 6 1/2"	7000 LBS.	723.50



15-DBS035MSS

DEEMAXX- SLIP-OVER S.S. DISC BRAKES

INCLUDES ROTORS, CALIPERS AND MOUNTING BRACKETS WHICH ARE ALL STAINLESS STEEL. **MOUNTING HARDWARE AND IDLER HUB ARE NOT INCLUDED. SOLD IN PAIRS.**

STOCK NO	DIAMETER	FITS SPINDLE	BOLTS	CAPACITY	LIST
15-DBS035SS	10"	1 3/8" X 1 1/16"	5 ON 4 1/2"	3500 LBS.	991.00
15-DBS06SS	12"	1 1/4" X 1 3/4"	6 ON 5 1/2"	6000 LBS.	1170.00
15-DBS07SS	13"	1 1/4" X 1 3/4"	8 ON 6 1/2"	7000 LBS.	1463.50




15-DBS035SS

DEEMAXX DISC BRAKES

DEEMAXX- DISC BRAKE PARTS

STOCK NO	DIAMETER	LIST
15-3-6K PAD	3-6K BRAKE PAD (PAIR)	33.95
15-3-6K PAD-SS	3-6K STAINLESS STEEL BRAKE PAD (PAIR)	60.70
15-7-8K PAD	7-8K BRAKE PAD (PAIR)	35.00
15-7-8K PAD-SS	7-8K STAINLESS STEEL BRAKE PAD(PAIR)	78.20
15-CALP-3-6KM	3-6K MAXX COATED CALIPER	91.80
15-CALP3-6KSS	3-6K STAINLESS STEEL CALIPER	219.35
15-CALP-7-8KM	7-8K MAXX COATED CALIPER	113.35
15-CALP-7-8-KSS	7-8K STAINLESS STEEL CALIPER	279.50
15-RTR/HUB-102M	10" HUB AND ROTOR	67.15
15-RTR-109M	10" SLIP OVER ROTOR	45.95
15-RTR/HUB-120M	12" HUB AND ROTOR	95.20
15-RTR120M	12" SLIP OVER ROTOR	59.15
15-RTR/HUB-131-7KM	13.1" HUB AND ROTOR	145.65
15-RTR/HUB-131-8KM	8K HUB AND ROTOR	162.70
15-DBB35KM	10" SLIP-OVER MOUNTING BRACKET	21.80
15-DBB35KIM	10" MOUNTING BRACKET	21.15
15-DBB6KM	12" CALIPER BRACKET	30.10
15-DBB7KM	13" CALIPER BRACKET	64.45
15-CALP-3-8K-90	90° BRASS FITTING	5.00
15-CALP-3-8K-BSASSY	CALIPER BOLT AND SLEEVE	14.45




15-3-6K PAD-SS



15-7-8K PAD-SS



15-CALP-3-6KM



15-CALP-7-8KM



15-CALP-3-8K-BSASSY



15-CALP-3-8K-90




15-RTR/HUB-120M



15-RTR-109M



15-DBB35KIM



15-DBB35KM



15-DBB6KM



15-DBB7KM



15-DBB8KD

BRAKES

DRUM STYLE BRAKES

CORROSION RESISTANT FREEBACKING 10" AND 12" DRUM BRAKES. S.S. SPRING, ALUMINUM WHEEL CYLINDER. SOLD IN PAIRS.

STOCK NO	BRAKE SIZE	FINISH	CAPACITY	LIST
22-11003-04	10" X 2 1/4"	GALV-X	3500 LBS.	150.40
22-11012-13	10" X 2 1/4"	PAINTED	3500 LBS.	134.50
22-11018-19	12" X 2"	GALV-X	5200 LBS.	175.30



22-11003-04



95-125201

10" AND 12" ELECTRIC BRAKES

GROOVED MAGNET TYPE BRAKES.

STOCK NO	DESCRIPTION	CAPACITY	LIST
95-105201	10" LH ELEC. BRAKE	3500 LBS.	59.85
95-105202	10" RH ELEC. BRAKE	3500 LBS.	59.85
95-125201	12" LH ELEC. BRAKE	7000 LBS.	66.50
95-125202	12" RH ELEC. BRAKE	7000 LBS.	66.50

TIEDOWN ELECTRIC BRAKE PARTS

MAGNET FOR ELECTRIC BRAKES.

NEW

STOCK NO	DESCRIPTION	LIST
22-82078	MAGNET KIT FOR 10" ELECTRIC BRAKES	28.80
22-82079	MAGNET KIT FOR 12" ELECTRIC BRAKES	29.35



22-82078



22-82079



TITAN 10" BRAKE PARTS

STOCK NO	DESCRIPTION	LIST
19-43372	BRAKE SHOE - 10" REAR	16.45
19-43371	BRAKE SHOE - 10" FRONT	23.75
19-44245	WHEEL CYLINDER - RIGHT SIDE	19.10
19-44246	WHEEL CYLINDER - LEFT SIDE	19.10



19-44245



19-44246



19-43371

19-43372

BRAKES

ELECTRIC DRUM BRAKES- HUB AND DRUM ASSEMBLY

INCLUDES HARDWARE KIT, BEARINGS, RACES, SEALS AND LUG NUTS.
SOLD INDIVIDUALLY.

STOCK NO	DIAMETER	FITS SPINDLE	BOLTS	CAPACITY	LIST
95-BD10E	10"	1 3/8" X 1 1/16"	5 ON 4 1/2"	3500 LBS.	64.90
95-BD12E	12"	1 3/4" X 1 1/4"	6 ON 5 1/2"	5200 LBS.	76.50



95-BD10E

ELECTRIC DRUM BRAKES- HUB AND DRUM ONLY BEARING PACK NOT INCLUDED.

STOCK NO	DIAMETER	FITS SPINDLE	BOLTS	CAPACITY	LIST
95-BD10EA	10"	1 3/8" X 1 1/16"	5 ON 4 1/2"	3500 LBS.	56.40
95-BD12EA	12"	1 3/4" X 1 1/4"	6 ON 5 1/2"	5200 LBS.	64.85



95-BD10EA

DRUM BRAKES- HUB AND DRUM ASSEMBLY

INCLUDES HARDWARE KIT, BEARINGS, RACES, SEALS AND LUG NUTS.
SOLD INDIVIDUALLY.

STOCK NO	DIAMETER	FITS SPINDLE	BOLTS	CAPACITY	LIST
95-BD10	10"	1 3/8" X 1 1/16"	5 ON 4 1/2"	3500 LBS.	65.50
95-BD10G*	10"	1 3/8" X 1 1/16"	5 ON 4 1/2"	3500 LBS.	73.90
95-BD12	12"	1 3/4" X 1 1/4"	6 ON 5 1/2"	5200 LBS.	85.85
95-BD12G*	12"	1 3/4" X 1 1/4"	6 ON 5 1/2"	5200 LBS.	112.85
95-BD128	12"	1 3/4" X 1 1/4"	8 ON 6 1/2"	7000 LBS.	116.90

*COMES IN A GALVANIZED FINISH



95-BD10

DRUM BRAKES- HUB AND DRUM ONLY BEARING PACK NOT INCLUDED.

STOCK NO	DIAMETER	FITS SPINDLE	BOLTS	CAPACITY	LIST
95-BD10A	10"	1 3/8" X 1 1/16"	5 ON 4 1/2"	3500 LBS.	57.65
95-BD10AG*	10"	1 3/8" X 1 1/16"	5 ON 4 1/2"	3500 LBS.	66.10
95-BD12A	12"	1 3/4" X 1 1/4"	6 ON 5 1/2"	5200 LBS.	70.40
95-BD12AG*	12"	1 3/4" X 1 1/4"	6 ON 5 1/2"	5200 LBS.	102.40
95-BD128A	12"	1 3/4" X 1 1/4"	8 ON 6 1/2"	7000 LBS.	104.35

*COMES IN A GALVANIZED FINISH



95-BD10A

BRAKE LINES

POLY BRAKE LINES AND FITTINGS



HEAVY DUTY, RUST FREE THERMO PLASTIC BRAKE HOSE WITH BLACK POLYURETHANE COVER. BRASS END FITTINGS.

STOCK NO	DESCRIPTION	LIST
28-H14	14" BRAKE LINE ONLY	10.65
28-H15	15' BRAKE LINE ONLY	39.00
28-H18	18' BRAKE LINE ONLY	41.25
28-H21	21' BRAKE LINE ONLY	47.65
28-H25	25' BRAKE LINE ONLY	54.50
28-H24	24" BRAKE LINE ONLY	14.85
28-H40	40" BRAKE LINE ONLY	17.10
28-H54	54" BRAKE LINE ONLY	18.50
28-H68	68" BRAKE LINE ONLY	21.15
28-H74	74" BRAKE LINE ONLY	22.00
28-H80	80" BRAKE LINE ONLY	22.90
28-H96	96" BRAKE LINE ONLY	23.90
28-H110	110" BRAKE LINE ONLY	29.00
28-HT	"T" BRASS FITTING	4.60
28-HI	IN-LINE BRASS FITTING	5.35
28-HA	ADAPTER BRASS FITTING	6.30
28-HAT	3/16" ADAPTER TEE	5.10
22-11341	BANJO BRASS FITTING	10.15
28-HE	ELBOW BRASS FITTING	5.75

POLY BRAKE LINE KITS

HEAVY DUTY, RUST FREE THERMO PLASTIC BRAKE HOSE WITH BLACK POLYURETHANE COVER. BRASS END FITTINGS.

STOCK NO	OUTSIDE DIAMETER	NO OF AXLES	LIST
28-15	15' BRAKE LINE KIT	1	78.65
28-18	18' BRAKE LINE KIT	1	81.85
28-2172	21' BRAKE LINE KIT- 72" WIDE	1	89.10
28-2180	21' BRAKE LINE KIT- 80" WIDE	1	87.60
28-2572	25' BRAKE LINE KIT- 72" WIDE	1	92.50
28-2580	25' BRAKE LINE KIT- 80" WIDE	1	95.85
28-2172-2	21' BRAKE LINE KIT- 72" WIDE	2	145.50
28-2180-2	21' BRAKE LINE KIT- 80" WIDE	2	147.25
28-2572-2	25' BRAKE LINE KIT- 72" WIDE	2	150.65
28-2580-2	25' BRAKE LINE KIT- 80" WIDE	2	155.50
28-2172-3	21' BRAKE LINE KIT- 72" WIDE	3	203.00
28-2180-3	21' BRAKE LINE KIT- 80" WIDE	3	205.50
28-2572-3	25' BRAKE LINE KIT- 72" WIDE	3	208.20
28-2580-3	25' BRAKE LINE KIT- 80" WIDE	3	210.85




ACTUATORS

TIE DOWN BRAKE ACTUATOR

- DROP AND GO AUTO LATCH WITH CAST STEEL BALL CLAMP.
- DISC BRAKE SOLENOID IS BUILT INTO MASTER CYLINDER AND CAN BE SERVICED WITHOUT REMOVING BRAKE LINE.
- GREASE FITTINGS ON ROLLER PINS.
- SAFETY PIN THAT LOCKS BALL CLAMP.
- ALUMINUM MASTER CYLINDER.
- COILED E-STOP CABLE PVC COATED.

STOCK NO	BALL SIZE	CAPACITY	BRAKE TYPE	LIST
22-70463	2"	6600 LBS.	DRUM	160.50
22-70460*	2"	6600 LBS.	DISC	182.15
22-70465	2"	7500 LBS.	DRUM	213.10
22-70464*	2"	7500 LBS.	DISC	220.20
22-70466*	2"	8500 LBS.	DISC	300.50
*COMES WITH SOLENOID				




22-70460

TIE DOWN 16.5K LBS. BRAKE ACTUATOR

- HYDRAULIC ACTUATOR WITH SOLENOID.
- DROP AND GO AUTO LATCH WITH CAST STEEL BALL CLAMP.
- DISC BRAKE SOLENOID IS BUILT INTO MASTER CYLINDER AND CAN BE SERVICED WITHOUT REMOVING BRAKE LINE.
- GREASE FITTINGS ON ROLLER PINS.
- SAFETY PIN THAT LOCKS BALL CLAMP.
- ALUMINUM MASTER CYLINDER.
- COILED E-STOP CABLE PVC COATED.

STOCK NO	BALL SIZE	CAPACITY	BRAKE TYPE	LIST
22-70400	2 5/16"	16500 LBS.	DISC	469.10




22-70400



TIE DOWN 20K LBS. BRAKE ACTUATOR

- HYDRAULIC ACTUATOR WITH SOLENOID.
- DROP AND GO AUTO LATCH WITH CAST STEEL BALL CLAMP.
- DISC BRAKE SOLENOID IS BUILT INTO MASTER CYLINDER AND CAN BE SERVICED WITHOUT REMOVING BRAKE LINE.
- GREASE FITTINGS ON ROLLER PINS.
- SAFETY PIN THAT LOCKS BALL CLAMP.
- ALUMINUM MASTER CYLINDER.
- COILED E-STOP CABLE PVC COATED.

STOCK NO	BALL SIZE	CAPACITY	BRAKE TYPE	LIST
22-70428	2 5/16"	20000 LBS.	DISC	478.00




22-70428

NEW

ACTUATORS

TIE DOWN BRAKE ACTUATOR PARTS

STOCK NO	DESCRIPTION	LIST
22-48804	MASTER CYLINDER FILLER CAP FOR ALL TIE DOWN MODEL ACTUATORS	6.20
22-70470-4	MASTER CYLINDER FILLER CAP FOR 6.6K, 7K, AND 8K MODEL ACTUATORS	11.60
22-48986A	MASTER CYLINDER FILLER CAP FOR 16.5K MODEL ACTUATOR	7.50
22-50301	SAFETY PIN LANYARD	9.95
22-50305	BREAK AWAY CABLE ASSEMBLY WITH STOP BUTTON	10.65
22-50306	SAFETY CABLE AND PIN FOR 16.5K MODEL ACTUATOR	19.35
22-70411	E-Z LATCH ASSEMBLY FOR 6.6K, 7K, AND 8K MODEL ACTUATORS (NEW STYLE)	40.75
22-47261	LATCH KIT FOR MODELS 6.6K, 7K, AND 8K ACTUATORS (OLDER STYLE)	29.95
22-70409K	LATCH ASSEMBLY FOR 16.5K MODEL ACTUATORS	68.10
22-11245	IN LINE SOLENOID	37.35
22-11253A	OVERFLOW SOLENOID	47.25
22-43656	SOLENOID VALVE COVER	17.70
22-11286	SOLENOID FOR NEW STYLE LATCH	38.40
22-47260K	MASTER CYLINDER KIT FOR DISC BRAKE ACTUATORS	135.00
22-47268K	MASTER CYLINDER KIT FOR DRUM BRAKE ACTUATORS	127.00

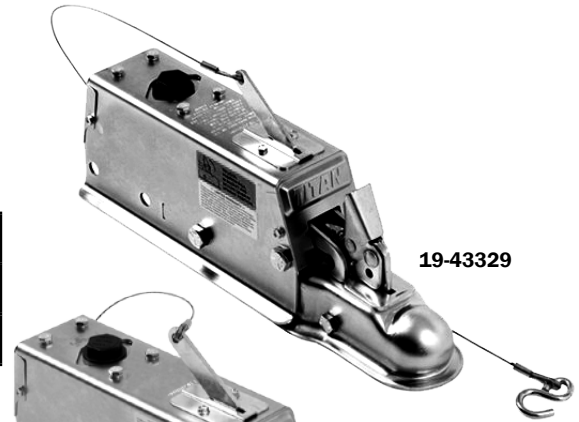


ACTUATORS

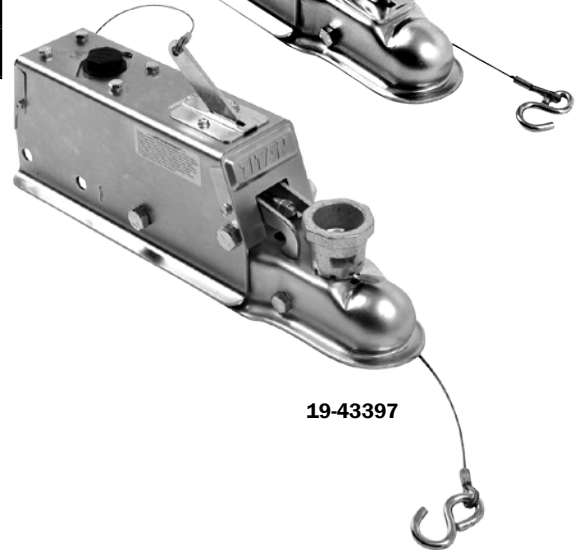
TITAN MODEL 60 BRAKE ACTUATOR

6000 LBS. CAPACITY HYDRAULIC ACTUATOR. COMES IN A ZINC PLATE FINISH. FOR USE WITH DRUM BRAKES.

STOCK NO	BALL SIZE	TYPE	BRAKE TYPE	LIST
19-43329	2"	LEVER LOCK	DRUM	198.50
19-43397	1 7/8" OR 2"	MULTI-FIT	DRUM	174.60



19-43329




19-43397


TITAN MODEL 70 BRAKE ACTUATOR

7000 LBS. CAPACITY HYDRAULIC ACTUATOR. COMES IN A ZINC PLATE FINISH. DISC BRAKE READY WITH SOLENOID AND COVER.

STOCK NO	BALL SIZE	TYPE	BRAKE TYPE	LIST
19-47154-7K	2"	LEVER LOCK	DISC	224.00



19-47154-7K



19-4747220

TITAN MODEL 6 BRAKE ACTUATOR

8000 LBS. CAPACITY HYDRAULIC ACTUATOR. COMES IN A ZINC PLATE FINISH. DISC BRAKE READY WITH SOLENOID AND COVER.


STOCK NO	BALL SIZE	TYPE	BRAKE TYPE	LIST
19-4747220	2 5/16"	STRAIGHT	DISC	308.00

ACTUATORS

TITAN MODEL 10 BRAKE ACTUATOR

10,000 LBS. CAPACITY HYDRAULIC ACTUATOR.
COMES IN A ZINC PLATE FINISH.


STOCK NO	BALL SIZE	TYPE	BRAKE TYPE	LIST
19-24781	2 5/16"	BOLT-ON DROP	DRUM	438.00
19-47506*	2 5/16"	BOLT-ON DROP	DISC	445.85
*COMES WITH SOLENOID				



TITAN MODEL 20 BRAKE ACTUATOR

20,000 LBS. CAPACITY HYDRAULIC ACTUATOR.
COMES IN A ZINC PLATE FINISH.

STOCK NO	BALL SIZE	TYPE	BRAKE TYPE	LIST
19-47507*	2 5/16"	BOLT-ON DROP	DISC	608.65
*COMES WITH SOLENOID				



TITAN BRAKE ACTUATOR MASTER CYLINDER FOR DRUM BRAKES

KITS INCLUDE MASTER CYLINDER AND FILLER CAP.

STOCK NO	FITS ACTUATOR	LIST
19-MOD60MC	ALL MODEL 60	83.00
19-MOD6MC	ALL MODEL 6	94.20
19-MOD1020MC	ALL MODELS 10 AND 20	83.15



ACTUATORS

TITAN BRAKE ACTUATOR PARTS

STOCK NO	FITS ACTUATOR	LIST
19-4835800183	MODEL 60 VALVE COVER	6.00
19-4836100183	MODEL 10 & 20 VALVE COVER	7.45
19-43358	BRAKE ACTUATOR BALL LATCH	6.98
19-MOD60MCCAP	MASTER CYLINDER FILLER CAP FOR MODEL 60 ACTUATOR	7.60
19-MOD6MCCAP	MASTER CYLINDER FILLER CAP FOR MODEL 6 ACTUATOR	10.60
19-MOD1020CAP	MASTER CYLINDER FILLER CAP FOR MODEL 10 AND 20 ACTUATORS	6.00
19-46238	BRAKE ACTUATOR CABLE FOR TITAN MODEL 6 AND 60	13.30
19-CRKM060	COUPLER REPAIR KIT FOR DICO ACTUATOR 43397	17.95
19-4748	TITAN TWO-WIRE IN LINE SOLENOID	30.75
19-CRK2516	COUPLER REPAIR KIT FOR DICO ACTUATORS WITH 2 5/16" BALL SIZES	36.60
19-CRKM060LL	COUPLER REPAIR KIT FOR DICO ACTUATOR 43329	56.50
19-MOD610SHOCK	SHOCK ABSORBER FOR MODEL 6 AND 10 ACTUATORS	32.46
19-MOD20SHOCK	SHOCK ABSORBER FOR MODEL 20 ACTUATOR	38.75
19-MOD60SHOCK	SHOCK ABSORBER FOR MODEL 60 ACTUATOR	40.65
19-0838800	MASTER CYLINDER BRACKET FOR MODEL 10 & 20 - RIGHT SIDE	24.15
19-0838900	MASTER CYLINDER BRACKET FOR MODEL 10 & 20- LEFT SIDE	24.15

NEW



TITAN BRAKE ACTUATOR MASTER CYLINDER FOR DISC BRAKES

KITS INCLUDE MASTER CYLINDER, FILLER CAP, AND BRASS FITTING.

STOCK NO	FITS ACTUATOR	LIST
19-48200	ALL MODEL 60	64.65
19-47470	ALL MODEL 6	85.20
19-47471	ALL MODELS 10 AND 20	77.60



ACTUATORS

CARGO HYDRASTAR HYDRAULIC BRAKE ACTUATOR

1600 PSI TRAILER MOUNTED ELECTRIC OVER HYDRAULIC BRAKE ACTUATOR. FOR HYDRAULIC BRAKES. EASY TO INSTALL, ONLY 3 WIRES TO TOW VEHICLE AND 1 TO THE BREAK-AWAY SWITCH (TOW VEHICLE MUST BE EQUIPPED WITH AN INDUSTRY STANDARD BRAKE CONTROLLER) WORKS IN REVERSE. WATER TIGHT EXTRUDED ALUMINUM ENCLOSURE PROTECTS THE UNIT IN ALL WEATHER CONDITIONS. CONTROLLER NOT INCLUDED.

STOCK NO	LIST
68-HBA-16	874.30
68-327640	ACTUATOR CAP 7.50



HYDRASTAR CONTROL ADAPTOR MODULE

HYDRASTAR CONTROLLER COMPATIBLE WITH THE HYDRASTAR LINE OF TRAILER BRAKE ACTUATORS. THE "HYDRASTAR CONTROLLER ADAPTOR MODULE" UNIT ELIMINATES THE FALSE ERROR MESSAGES.

STOCK NO	LIST
68-HBA-CAM	126.45



BRAKERITE ELCTRO HYDRAULIC BRAKE ACTUATOR

FOR DISC BRAKES. DESIGNED TO BE HARD WIRED INTO YOUR TRAILER'S ELECTRICAL SYSTEM. ALL COMPONENTS SELF-CONTAINED UNDER THE BRAKERITE COVER.

STOCK NO	LIST
19-4813100	922.10



TEKONSHA BRAKE CONTROL

VOYAGER ELECTRONIC BRAKE CONTROL.

FOR 1 TO 4 AXLE TRAILERS, PROPORTIONAL.

STOCK NO	DIMENSIONS	WEIGHT	LIST
TEK9030	2.3" L X 6.2" W X 5.4" H	.07 LBS.	109.35




BREAK-AWAY KIT

5.0 AMP/HR. LEAD SEALED BATTERY WITH 20 HOUR LIFE WITH CAPACITY TO COVER ONE AND TWO AXLE TRAILERS. DURABLE POLY CASE SLIDES INTO STEEL BRACKET WHICH CAN BE SCREWED OR WELDED IN PLACE. TOP BRACKET ALLOWS LOCKING TO PREVENT THEFT.

INCLUDES BREAKAWAY SWITCH, WIRE HARNESS AND CABLE.

STOCK NO	LIST
43-JBBK	43.90
43-JBREK*	57.25
*WITH LED INDICATOR TEST LIGHT	



TIRES AND WHEELS

TIRE CARE & MAINTENANCE

TO PREVENT SERIOUS PERSONAL INJURY AND/OR PREMATURE WEAR OR TIRE FAILURE, THE FOLLOWING MEASURES ARE STRONGLY RECOMMENDED.

DANGER - MOUNTING & DISMOUNTING

MOUNTING AND DISMOUNTING TIRES ON RIMS CAN BE DANGEROUS. USING PROCEDURES WHICH HAVE NOT BEEN APPROVED BY THE RUBBER MANUFACTURERS ASSOCIATION (RMA) MAY RESULT IN A VIOLENT TIRE EXPLOSION AND SERIOUS PERSONAL INJURY OR FATALITY. ONLY MOUNT A TIRE ON A RIM THAT IS MARKED CLEARLY WITH A SIZE THAT EXACTLY MATCHES THE TIRE. TIRE MOUNTING IS A JOB FOR A PROFESSIONAL - YOUR TIRE DEALER OR A QUALIFIED MECHANIC. IF YOU ARE NOT TRAINED IN RMA APPROVED PROCEDURES, **DO NOT ATTEMPT THESE OPERATIONS!** DAMAGED RIMS MUST BE REPLACED. VALVES MAY LEAK, PARTICULARLY OLD ONES. NEW TIRES DESERVE NEW VALVES. ALWAYS USE VALVE CAPS AS WELL. NEVER STAND NEAR ANY TIRE DURING INFLATION.

WARNING! ONLY PEOPLE SPECIALLY TRAINED IN RMA TIRE MOUNTING PROCEDURES SHOULD MOUNT TIRES. TO AVOID FATAL EXPLOSION, NEVER EXCEED THE SEATING PRESSURE SHOWN ON TIRE TO SEAT LUBRICATED BEADS ON A CLEAN UNDAMAGED RIM. UNDER INFLATION OR OVERLOADING CAN CAUSE SUDDEN FAILURE. INSPECT TIRES REGULARLY AND IMMEDIATELY HAVE DAMAGES AND PUNCTURES PROPERLY REPAIRED. IMPROPER REPAIRS CAN CAUSE SUDDEN FAILURE. HEAT BUILD-UP AND EXCESSIVE FLEXING DUE TO UNDER INFLATION AND/OR OVERLOADING ARE THE MAJOR CAUSES OF SUDDEN TIRE AND/OR TUBE FAILURE.

OVERLOADING. TIRES LOADED BEYOND THEIR MAXIMUM ALLOWABLE LOADS FOR THE PARTICULAR APPLICATION MAY BUILD UP EXCESSIVE HEAT THAT MAY RESULT IN SUDDEN TIRE DESTRUCTION.

INSPECTION. A TIRE THAT DOES NOT HOLD AIR PRESSURE FOR A REASONABLE PERIOD OF TIME SHOULD BE INSPECTED AND THE CONDITION PROPERLY CORRECTED. USING REPAIR PROCEDURES NOT APPROVED BY THE RMA CAN LEAD TO SUDDEN TIRE FAILURE.

REPAIRS. CERTAIN PUNCTURES OF TIRES MAY NOT BE REPAIRABLE. CHECK WITH YOUR TIRE DEALER OR A QUALIFIED MECHANIC. ONLY PROPER APPROVED REPAIR PROCEDURES ARE ACCEPTABLE. NEVER USE AN INNER TUBE TO REPAIR A DAMAGED TIRE. EXTERNAL PLUG REPAIRS, WITHOUT INSIDE REPAIR, ARE UNACCEPTABLE. DANGER! IMPROPER REPAIRS CAN LEAD TO SUDDEN TIRE FAILURE.

STORAGE. THE BEST PLACE TO STORE TIRES IS INDOORS, IN A COOL, DRY, DARK LOCATION. STORE TIRES AWAY FROM SOURCES OF HEAT IN EXCESS OF 80 DEGREES. DO NOT STORE TIRES NEAR GREASE, GASOLINE OR OTHER SUBSTANCES WHICH MAY CAUSE THE RUBBER TO DETERIORATE. TIRES STORED IN DIRECT SUNLIGHT DAMAGES THE RUBBER. IF TIRES CANNOT BE STORED INDOORS, THEY SHOULD BE COVERED WITH A DARK COLORED TARP TO AVOID RUBBER DAMAGE. FOR EXTENDED STORAGE, BLOCK UP EQUIPMENT TO REMOVE WEIGHT FROM TIRES AND REDUCE AIR PRESSURE TO 10 PSI. PRIOR TO USE, REINFLATE TO RECOMMENDED INFLATION PRESSURE.

LOAD RANGE	B	C	D	E	F
PLY RATING	4	6	8	10	12

TIRE AND WHEEL ASSEMBLIES

STANDARD HIGHWAY TIRE- PLAIN WHEEL PAINTED WHITE

STOCK NO	TIRE SIZE	LOAD RANGE	BOLT PATTERN	MAX LOAD	LIST
TW48008B4	4.80-8	B	4 ON 4"	585 LBS.	38.85
TW48008B5	4.80-8	B	5 ON 4 1/2"	585 LBS.	38.85
TW57008B4	5.70-8	B	4 ON 4"	715 LBS.	55.75
TW57008B5	5.70-8	B	5 ON 4 1/2"	715 LBS.	55.75
TW57008C4	5.70-8	C	4 ON 4"	910 LBS.	59.75
TW57008C5	5.70-8	C	5 ON 4 1/2"	910 LBS.	59.75
TW21560-8B4	215/60-8	B	4 ON 4"	770 LBS.	77.15
TW21560-8B5	215/60-8	B	5 ON 4 1/2"	770 LBS.	77.15



TIRES AND WHEELS

TIRE AND WHEEL ASSEMBLIES

STANDARD HIGHWAY TIRE- SPOKE WHEEL PAINTED WHITE

STOCK NO	TIRE SIZE	LOAD RANGE	BOLT PATTERN	MAX LOAD	LIST
TW48012B5S	4.80-12	B	5 ON 4 1/2"	785 LBS.	71.25
TW48012C4S	4.80-12	C	4 ON 4"	990 LBS.	78.60
TW48012C5S	4.80-12	C	5 ON 4 1/2"	990 LBS.	65.85
TW175D13B5S	ST175/80D13	B	5 ON 4 1/2"	1100 LBS.	106.90
TW175D13C5S	ST175/80D13	C	5 ON 4 1/2"	1360 LBS.	104.15
TW205D14C5S	ST205/75D14	C	5 ON 4 1/2"	1760 LBS.	131.40
TW205D15C5S	ST205/75D15	C	5 ON 4 1/2"	1820 LBS.	153.00
TW225D15D6S	ST225/75D15	D	6 ON 5 1/2"	2540 LBS.	171.35



LOAD RANGE	B	C	D	E	F
PLY RATING	4	6	8	10	12

TIRE AND WHEEL ASSEMBLIES

STANDARD HIGHWAY TIRE- PLAIN WHEEL GALVANIZED

STOCK NO	TIRE SIZE	LOAD RANGE	BOLT PATTERN	MAX LOAD	LIST
TW48008B4G	4.80-8	B	4 ON 4"	585 LBS.	45.20
TW48008B5G	4.80-8	B	5 ON 4 1/2"	585 LBS.	45.20
TW57008B5G	5.70-8	B	5 ON 4 1/2"	715 LBS.	64.50
TW57008C4G	5.70-8	C	4 ON 4"	910 LBS.	68.40
TW57008C5G	5.70-8	C	5 ON 4 1/2"	910 LBS.	68.40
TW21560-8B5G	215/60-8	B	5 ON 4 1/2"	770 LBS.	84.65
TW2056510B5G	20.5 X 65-10	B	5 ON 4 1/2"	910 LBS.	114.85
TW2056510C5G	20.5 X 65-10	C	5 ON 4 1/2"	1100 LBS.	120.40
TW2056510D5G	20.5 X 65-10	D	5 ON 4 1/2"	1330 LBS.	130.00
TW2056510E5G	20.5 X 65-10	E	5 ON 4 1/2"	1650 LBS.	134.25



TIRES AND WHEELS

TIRE AND WHEEL ASSEMBLIES

STANDARD HIGHWAY TIRE- SPOKE WHEEL GALVANIZED

STOCK NO	TIRE SIZE	LOAD RANGE	BOLT PATTERN	MAX LOAD	LIST
TW48012B4GS	4.80-12	B	4 ON 4"	785 LBS.	79.00
TW48012B5GS	4.80-12	B	5 ON 4 1/2"	785 LBS.	75.00
TW48012C4GS	4.80-12	C	4 ON 4"	990 LBS.	80.75
TW48012C5GS	4.80-12	C	5 ON 4 1/2"	990 LBS.	76.75
TW53012B4GS	5.30-12	B	4 ON 4"	840 LBS.	85.25
TW53012B5GS	5.30-12	B	5 ON 4 1/2"	840 LBS.	85.25
TW53012C4GS	5.30-12	C	4 ON 4"	1045 LBS.	88.90
TW53012C5GS	5.30-12	C	5 ON 4 1/2"	1045 LBS.	88.90
TW175D13B4GS	ST175/80D13	B	4 ON 4"	1100 LBS.	113.25
TW175D13B5GS	ST175/80D13	B	5 ON 4 1/2"	1100 LBS.	107.65
TW175D13C5GS	ST175/80D13	C	5 ON 4 1/2"	1360 LBS.	113.25
TW205D14C5GS	ST205/75D14	C	5 ON 4 1/2"	1760 LBS.	147.40
TW205D15C5GS	ST205/75D15	C	5 ON 4 1/2"	1820 LBS.	149.10
TW205D15D5GS	ST205/75D15	D	5 ON 4 1/2"	2150 LBS.	184.85
TW215D14C5GS	ST215/75D14	C	5 ON 4 1/2"	1870 LBS.	168.00
TW225D15C5GS	ST225/75D15	C	5 ON 4 1/2"	2150 LBS.	189.50
TW225D15D6GS	ST225/75D15	D	6 ON 5 1/2"	2540 LBS.	192.75



LOAD RANGE	B	C	D	E	F
PLY RATING	4	6	8	10	12

TIRE AND WHEEL ASSEMBLIES

STANDARD HIGHWAY TIRE- SPOKE WHEEL PAINTED BLACK

STOCK NO	TIRE SIZE	LOAD RANGE	BOLT PATTERN	MAX LOAD	LIST
TW175D13C5BS	ST175/80D13	C	5 ON 4 1/2"	1360 LBS.	104.15
TW205D14C5BS	ST205/75D14	C	5 ON 4 1/2"	1760 LBS.	131.40



TIRES AND WHEELS

TIRE AND WHEEL ASSEMBLIES

RADIAL TIRE- SPOKE WHEEL GALVANIZED

STOCK NO	TIRE SIZE	LOAD RANGE	BOLT PATTERN	MAX LOAD	LIST
TW175R13C5GS	ST175/80R13	C	5 ON 4 1/2"	1360 LBS.	141.65
TW205R14C5GS	ST205/75R14	C	5 ON 4 1/2"	1760 LBS.	178.75
TW205R15C5GS	ST205/75R15	C	5 ON 4 1/2"	1820 LBS.	190.85
TW225R15D6GS	ST225/75R15	D	6 ON 5 1/2"	2540 LBS.	232.00
TW235R16D6GS	ST235/80R16	D	6 ON 5 1/2"	3000 LBS.	290.75
TW235R16E6GS	ST235/80R16	E	6 ON 5 1/2"	3500 LBS.	295.05
TW235R16E8GS	ST235/80R16	E	8 ON 6 1/2"	3500 LBS.	295.65
TW235R16F8GS	ST235/85F16	F	8 ON 6 1/2"	3960 LBS.	295.65



LOAD RANGE	B	C	D	E	F
PLY RATING	4	6	8	10	12

TIRE AND WHEEL ASSEMBLIES

STANDARD HIGHWAY TIRE- STAR WHEEL ALUMINUM

STOCK NO	TIRE SIZE	LOAD RANGE	BOLT PATTERN	MAX LOAD	LIST
TW48012C5A	4.80-12	C	5 ON 4 1/2"	990 LBS.	142.75
TW2056510E5A	20.5 X 65-10	E	5 ON 4 1/2"	1650 LBS	201.60



TIRE AND WHEEL ASSEMBLIES

RADIAL TIRE- STAR WHEEL ALUMINUM

STOCK NO	TIRE SIZE	LOAD RANGE	BOLT PATTERN	MAX LOAD	LIST
TW175R13C5A	ST175/80R13	C	5 ON 4 1/2"	1360 LBS.	207.40
TW205R14C5A	ST205/75R14	C	5 ON 4 1/2"	1760 LBS.	257.85
TW235R16D6AL	ST235/85R16	D	6 ON 5 1/2"	3500 LBS.	426.00
TW205R14C5AS*	ST205/75R14	C	5 ON 4 1/2"	1760 LBS.	257.85

*SPLIT SPOKE WHEEL



TW205R14C5AS

TIRES AND WHEELS

RADIAL TIRES


STOCK NO	TIRE SIZE	LOAD RANGE	INFLATION PRESSURE	MAX LOAD	LIST
T175R13C	ST175/80R13	C	50 PSI	1360 LBS.	114.00
T205R14C	ST205/75R14	C	50 PSI	1760 LBS.	147.00
T205R15C	ST205/75R15	C	65 PSI	1820 LBS.	155.25
T225R15D	ST225/75R15	D	65 PSI	2540 LBS.	193.00
T235R16D	ST235/80R16	D	65 PSI	3000 LBS.	211.00
T235R16E	ST235/80R16	E	80 PSI	3500 LBS.	228.00
T235R16F	ST235/85R16	F	110 PSI	3960 LBS.	251.00



LOAD RANGE	B	C	D	E	F
PLY RATING	4	6	8	10	12

TRAILER TIRES

STOCK NO	TIRE SIZE	LOAD RANGE	INFLATION PRESSURE	MAX LOAD	LIST
T2056510B	20.5 X 65-10	B	35 PSI	910 LBS.	77.20
T2056510C	20.5 X 65-10	C	50 PSI	1100 LBS.	83.50
T2056510D	20.5 X 65-10	D	70 PSI	1330 LBS.	94.50
T2056510E	20.5 X 65-10	E	90 PSI	1650 LBS.	99.25
T48012B	4.80-12	B	60 PSI	785 LBS.	51.00
T48012C	4.80-12	C	90 PSI	990 LBS.	53.00
T53012B	5.30-12	B	55 PSI	840 LBS.	57.65
T53012C	5.30-12	C	80 PSI	1045 LBS.	62.00
T175D13B	ST175/80D13	B	35 PSI	1100 LBS.	82.50
T175D13C	ST175/80D13	C	50 PSI	1360 LBS.	89.00
T205D14C	ST205/75D14	C	50 PSI	1760 LBS.	111.25
T205D15C	ST205/75D15	C	50 PSI	1820 LBS.	112.40
T215D14C	ST215/75D14	C	50 PSI	1870 LBS.	129.50
T225D15C	ST225/75D15	C	50 PSI	2150 LBS.	138.00
T225D15D	ST225/75D15	D	65 PSI	2540 LBS.	148.00



TRAILER WHEELS- PLAIN PAINTED WHITE

STOCK NO	WHEEL DIAMETER	BOLT PATTERN	WHEEL WIDTH	LIST
W408	8"	4 ON 4"	3.75"	11.60
W508	8"	5 ON 4 1/2"	3.75"	11.60

TIRES AND WHEELS

TRAILER WHEELS- SPOKE PAINTED WHITE

STOCK NO	WHEEL DIAMETER	BOLT PATTERN	WHEEL WIDTH	LIST
W513S	13"	5 ON 4 1/2"	4.50"	33.25
W514S	14"	5 ON 4 1/2"	6.00"	46.85
W515S	15"	5 ON 4 1/2"	6.00"	56.90



TRAILER WHEELS- PLAIN GALVANIZED

STOCK NO	WHEEL DIAMETER	BOLT PATTERN	WHEEL WIDTH	LIST
W408G	8"	4 ON 4"	3.75"	20.75
W508G	8"	5 ON 4 1/2"	3.75"	20.75
W410G	10"	4 ON 4"	6.00"	46.00
W510G	10"	5 ON 4 1/2"	6.00"	46.00



TRAILER WHEELS- SPOKE GALVANIZED

STOCK NO	WHEEL DIAMETER	BOLT PATTERN	WHEEL WIDTH	LIST
W412GS	12"	4 ON 4"	4.00"	33.10
W512GS	12"	5 ON 4 1/2"	4.00"	31.40
W413GS	13"	4 ON 4"	4.50"	39.95
W513GS	13"	5 ON 4 1/2"	4.50"	39.95
W514GS	14"	5 ON 4 1/2"	6.00"	57.40
W515GS	15"	5 ON 4 1/2"	6.00"	63.65
W615GS	15"	6 ON 5 1/2"	6.00"	68.50
W616GS	16"	6 ON 5 1/2"	6.00"	84.90
W816GS	16"	8 ON 6 1/2"	6.00"	84.90
W816GSHD*	16"	8 ON 6 1/2"	6.00"	120.75



*HAS A CAPACITY OF 3960 LBS.


TIRES AND WHEELS

VALVE STEMS



STOCK NO	FITS ACTUATOR	LIST
60-VS1	RUBBER VALVE STEM	1.15
60-VS2	METAL VALVE STEM	1.40

RIM CLAMP




FOR DEMOUNTABLE RIM, MOBILE HOME STYLE.

STOCK NO	LIST
3-09150102	2.90

UNIVERSAL SPARE TIRE CARRIER AND PARTS


STOCK NO	DESCRIPTION	FOR WHEEL SIZES	LIST
95-STL14L	WITH LOCK	8" - 14"	26.15
95-STL14	WITHOUT LOCK	8" - 14"	9.45
95-STL15L	WITH LOCK	14" - 16.5"	34.65
95-STL15	WITHOUT LOCK	14" - 16.5"	13.60
46-STLB*	BRACKET	FITS ALL	4.70
*SOLD IN PAIRS			



SPARE TIRE CARRIER

GALVANIZED. FITS 4 AND 5 WHEELS AND TRAILER FRAMES UP TO 3" WIDE BY 4" HIGH. HEAVY DUTY STEEL TUBING. HARDWARE INCLUDED.


STOCK NO	LIST
22-86101B	38.75



SPARE TIRE CARRIER

ZINC PLATED SIDE MOUNT TIRE CARRIER. FITS BOTH 4 & 5 LUG WHEELS AND TRAILER TONGUES UP TO 3" WIDE BY 4" HIGH. HARDWARE INCLUDED.


STOCK NO	LIST
22-86099	39.50



HEAVY DUTY SPARE TIRE CARRIER

GALVANIZED. FITS 4 AND 5 LUG WHEELS. FITS ALL TRAILER FRAMES UP TO 6". HEAVY DUTY STEEL TUBING. HARDWARE INCLUDED.


STOCK NO	LIST
22-86069	49.95



TIRES AND WHEELS

OFFSET SPARE TIRE CARRIER

HEAVY DUTY CARRIER EXTENDS SPARE TIRE AT AN ANGLE TO AVOID DAMAGE OR MARRING OF BOAT FINISH. ZINC TUFFPLATE FINISH. HARDWARE INCLUDED.




47-6126

STOCK NO	LIST
47-6126	113.60

SPARE TIRE CARRIER WITH HUB

5 BOLT HUB WITH BEARINGS

STOCK NO	SPINDLE SIZE	MOUNTS ON FRAME SIZES	LIST
95-STC116	1 1/16"	2" X 3" OR 3" X 3"	89.95
22-86079*	1 3/8" X 1 1/16"	3" X 3" OR 3" X 4"	115.00
* MOUNTING HARDWARE INCLUDED			



22-86079

SPARE TIRE CARRIER WITH HUB AND TORSION SPINDLE

MOUNTING HARDWARE NOT INCLUDED.

STOCK NO	SPINDLE SIZE	BOLT PATTERN	LIST
22-48049F	1 3/8" X 1 1/16"	5 ON 4 1/2"	115.00
22-48063F	1 3/4" X 1 1/4"	6 ON 5 1/2"	140.00




22-48049F

SPARE TIRE CARRIER WITH HUB AND TORSION SPINDLE FOR MOUNTING INSIDE TRAILER FRAME

MOUNTING HARDWARE NOT INCLUDED.

STOCK NO	SPINDLE SIZE	BOLT PATTERN	PLATE SIZE	LIST
22-48059AG	1 3/8" X 1 1/16"	5 ON 4 1/2"	5"W X 3 3/4"L	127.60
22-48097G	1 3/4" X 1 1/4"	6 ON 5 1/2"	5"W X 3 3/4"L	150.15
22-86064	I-BEAM MOUNTING PLATE		5"W X 3 3/4"L	50.25



22-48059AG


NEW

FENDERS

SPARE TIRE COVERS


HEAVY-DUTY WATERPROOF VINYL WITH CORDED EDGE. PROTECTS TIRES FROM SUN DAMAGE AND FOUL WEATHER. WIDE ELASTIC BAND KEEPS COVER SECURELY IN PLACE.

STOCK NO.	DESCRIPTION	LIST
23-27410	FITS 12" TIRE	16.65
23-27420	FITS 13" TIRE	21.00
23-27430	FITS 14" TIRE	22.00
23-27440	FITS 15" TIRE	22.50



GALVANIZED ROUND SINGLE AXLE FENDERS

STOCK NO	TIRE SIZE	LENGTH	WIDTH	HEIGHT	LIST
46-F8RG	8"	20"	7"	6"	19.50
53-F10RG	10"	27"	9"	9"	20.70
46-F12RG	12"	23 1/2"	7"	6 1/2"	21.85
46-F1315RG	13" - 15"	29 1/2"	9"	10"	25.60
46-F1415RG	14" - 15"	31 1/2"	9"	13"	38.00



GALVANIZED JEEP STYLE SINGLE AXLE FENDER

STOCK NO	TIRE SIZE	LENGTH	WIDTH	HEIGHT	LIST
46-F1315SG	13" - 15"	29 1/4"	10"	10"	49.50



GALVANIZED DOUBLE RADIUS TANDEM AND TRIPLE AXLE FENDERS

STOCK NO	TIRE SIZE	LENGTH	WIDTH	HEIGHT	LIST
53-F13TG	13"	60"	10"	12"	59.25
53-F1314TG	13" - 15"	64"	10"	12"	69.60
53-F13153G	14" - 15"	105"	10 1/2"	15"	116.85



GALVANIZED TANDEM AXLE FENDER WITH TEARDROP

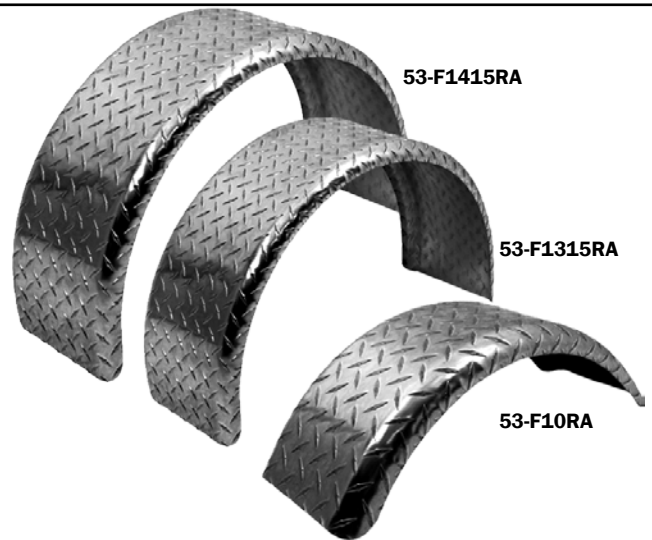
STOCK NO	TIRE SIZE	LENGTH	WIDTH	HEIGHT	LIST
53-F1315TDG	13" - 15"	68"	10"	18"	116.05



FENDERS

ALUMINUM ROUND SINGLE AXLE FENDERS

STOCK NO	TIRE SIZE	LENGTH	WIDTH	HEIGHT	LIST
53-F10RA	10"	27"	9"	9"	20.70
23-17701ATB	12"	23 1/2"	7"	6 1/2"	24.75
53-F1315RA	13" - 15"	29"	9"	11"	31.40
53-F1415RA	14" - 15"	31"	9"	15"	57.75



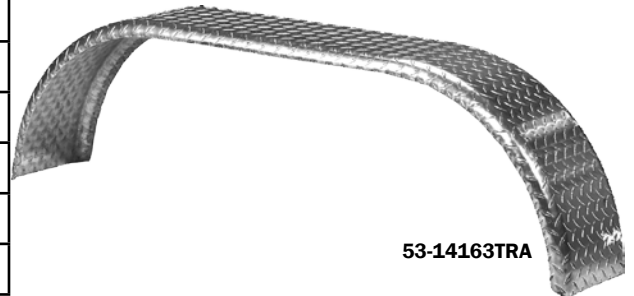
ALUMINUM JEEP STYLE SINGLE AXLE FENDER

STOCK NO	TIRE SIZE	LENGTH	WIDTH	HEIGHT	LIST
53-F1315SAB	13" - 15"	32 1/2"	10"	14"	78.05



ALUMINUM ROUND TANDEM AND TRIPLE AXLE FENDER

STOCK NO	TIRE SIZE	LENGTH	WIDTH	HEIGHT	LIST
53-F13TA	13"	60"	9"	10"	75.10
53-F14TA	14"	60"	9"	12"	86.45
53-F1315TRA	13" - 15"	64"	10"	12 1/2"	86.85
53-F1415TRA	13" - 15"	68"	10"	16"	91.20
53-F14163TRA	14" - 16"	105"	10"	18"	125.25



ALUMINUM JEEP STYLE TANDEM AXLE FENDER

STOCK NO	TIRE SIZE	LENGTH	WIDTH	HEIGHT	LIST
53-F1315TAB	13" - 15"	68"	10"	15 1/2"	115.10

